



Preparation of this data base was made possible in part by the financial support of the
National Institute of Chiropractic Research
 2950 North Seventh Street, Suite 200, Phoenix AZ 85014 USA
 (602) 224-0296; www.nicr.org

Notes re: X-ray, Spinography, Roentgenology, Radiology, etc.

X-ray CHRONO 04/05/16

word count: 27,389

Joseph C. Keating, Jr., Ph.D.
 6135 N. Central Avenue, Phoenix AZ 85012 USA
 (602) 264-3182; JCKeating@aol.com

Color Code:

Red & Magenta: questionable or uncertain information
Green: for emphasis

Sources:

Michael A. Giammarino, D.C.; 519 E. Lincoln Highway, Coatesville
 PA 19320-3413

Year/Volume Index to the *Journal of the National Chiropractic Association* (1949-1963), formerly *National Chiropractic Journal* (1939-1948), formerly *The Chiropractic Journal* (1933-1938), formerly *Journal of the International Chiropractic Congress* (1931-1932) and *Journal of the National Chiropractic Association* (1930-1932):

Year	Vol.	Year	Vol.	Year	Vol.	Year	Vol.
		1941	10	1951	21	1961	31
		1942	11	1952	22	1962	32
1933	1	1943	12	1953	23	1963	33
1934	3	1944	14	1954	24		
1935	4	1945	15	1955	25		
1936	5	1946	16	1956	26		
1937	6	1947	17	1957	27		
1938	7	1948	18	1958	28		
1939	8	1949	19	1959	29		
1940	9	1950	20	1960	30		

1910: BJ introduces x-ray at PSC, Loban forms the Universal Chiropractic College (Gielow, 1981, p. 121)

1910 (Mar): *The Chiropractor* [6(3)] includes:
 -ad for "SPINOGRAPHY" (p. 127):

The U.C.A. will hold its 1910 convention September 4th to 10th. One of the real treats instore for you, and which is even now being arranged, is spinographical lectures (stereopticon and otherwise) and spinographical demonstrations. To the Chiropractic profession, it is a much discussed question as to whether there is or is not a scientific value in purchasing an outfit and learning how to use it.

"Dr. B.J." has installed in **The P.S.C.** the finest equipment possible. More money could not get better. His negatives are being made up into lantern slides weekly. Lectures will be delivered at the convention proving subluxations, bent processes, etc.

To all Chiropractors inclined to desire to put in an outfit, special classes will be formed and lectures given on the mechanism and how to use it. Thus you can start in right. No charges will be made for these lectures. Cuts will appear from time to time, between now and then, in the pages of **The Chiropractor**.

Spinography (skiagraphs of the spine) have been little worked out. It is an art for which medical men have had little use. Its technique remained practically unsolved until our Dr. B.J. got hold of it. Even now, altho **only installed two months** ago, several authorities have visited **The P.S.C.** and examined our negatives and call them "masterpieces." Of this we can be modestly proud. We propose to lay wide to **The U.C.A.** convention all this research and give you the benefit of it. One day will be set aside, the machine transported to the convention hall and be in working order, negatives made, developed, shown, etc.

Learn spinography of one who has developed its scientific qualities. We are endorsing the value of this work and as time proceeds we will endorse it more, therefore, if **The P.S.C.** can endorse this for our clinical value, you can do the same providing your business and its finance permits. It is an expensive adjunct and no Chiropractor **must** have it, but it is well if you can. It never does harm to know something about this work even tho you cannot afford to buy one. This is one of the new attractions offered for this year.

1916 (July 15): *FHN* [A.C. 21][5(22):2] notes:

IT SPEAKS FOR ITSELF

On May 1st, we announced that the spinographic and X-ray work had been divorced from the regular P.S.C. courses. It will continue to be supplied to all students who enrolled BEFORE May 1st, 1916.

AFTER May 1st, this course was a separate one and cost \$25. At that time we enrolled 5 students, viz: Drs. Markwell, Lyman, Post, Buck and Mrs.. Thomas.

The \$25 rate continued until July 1st, at which time it was raised to \$50.00. To take advantage of the raise some 55 students enrolled at the \$25 rate, thus saving \$25.

Those who enrolled previous to July 1st, 1916 are:-

1. A.J. Larson, Ludington, Mich.
2. Ruth Ashworth, P.S.C.....
8. Carl S. Cleveland, P.S.C.....
43. Warren Sausser, P.S.C....

1917 (May 26) *Fountain Head News* [A.C. 22; 6(37)]: 6

BARGAIN DAY IN CALIFORNIA

'LOS ANGELES CHIROPRACTIC COLLEGE. The curriculum includes **X-ray**, anatomy, physiology, diagnosis, urine analysis, histology, chemistry, bacteriology, geneology, pathology, toxicology, hygiene, minor surgery, obstetrics, medical, Spanish, chiropractic technique. Ten teachers, day and evening classes. Clinic and private treatments. Dr. **CHARLES A CALE**, President, 931 S. Hill Street. Classes and treatments from 8 a.m. to 10 p.m. Our regular \$300, 2,400 hour course, is now given for \$125, payable \$1 down and \$1 a week. Forty-one students now attending, the tuition price will positively be increased to \$130 May 1. The present Legislature is practically certain to legalize chiropractic. Enroll now and be ready. -- *Los Angeles Examiner*.'

The ad is sent us with this remark: 'The legislature slipped up on this so I presume the fee will be \$1.05 down and \$1.05 a week.'

Come when you please, stop when you like. Your credit is good. No wonder only 'Forty-one students now attending' when the possibilities could be for four hundred and forty-one

Cheap methods, cheap business. You are just what you are. You place the valuation and others follow your lead. No wonder **THE PSC** away over in Iowa pulls more students per year, from California, than the schools in California have themselves.

1917 (Sept 8) *Fountain Head News* [A.C. 22; 6(51-52)]: 24

Dr. **James F. McGinnis**, wife and twins, Leola and Neolo, of Maquoketa, were here until the close of the lyceum. They were

accompanied by Mr. and Mrs. Josiah Walker, of Maquoketa. Dr. **McGinnis** was at one time in charge of clinics and **spinography** in the P.S.C., is a past president of the Iowa Chiropractors' Association and is at present secretary of the Eastern Iowa Chiropractors' Association and is well known to many Chiropractors of the country.

1918 (Jan 19) **Fountain Head News** [A.C. 23][7(19)]: 11 notes WS Putnam DC graduates from PSC's **spinography** course; Putnam will lead serve as president of the **Minnesota ACA**; see **Chiro J (NCA)** for 1935 (Dec)

1918 (Apr 6) **Fountain Head News** [A.C. 23]; 7(30)] notes: -(p. 15):

After an absence of 7 months, during which time he has been in practice in Ogden, Utah, Dr. Ernest A. Thompson resumes his place in the PSC faculty April 1 as director of the spinograph department.

Dr. **Warren L. Sausser** has been in charge of the department since Dr. Thompson went to Ogden and has rendered efficient service. He retires to enlist in the service of Uncle Sam, and leaves after a short stay at his former home, Reading, Pa., to take a special x-ray course in the roentgenology department of the Army Medical School at Washington, D.C., preparatory to duty in France.

1918 (July 13) **Fountain Head News** [A.C. 23][7(44)]: 2, 5
OUR BOYS GO MARCHING ON

More PSC students have joined the colors, and there are quite a number more on the verge of going, some of whom have only a few days or weeks left of their course and hang on in the hopes of getting through if possible before entering upon war duties, so that they may take their diplomas with them when they leave.

Charles B Kloop of Lead SD had only a few weeks left when he left for Camp Greenleaf, Ft. Ogelthorpe, GA for **X-ray** service.

CS Kramer of Cedar Rapids IA, member of the Senior class, also goes to Camp Greenleaf for **X-ray** service.

CHIROPRACTORS IN CAMP

Students at THE PSC who recently answered the war call have been assigned to do camp duty as follows:

HE Welch of Columbus NE, to Camp Greenleaf GA, in **X-Ray** dental company No. 1.

1920 (Sept): **The Drugless Physician** (1[9]:32), published by the **American Association of United Drugless Physicians**, headquartered at Spokane, Washington, publishes ad for:

LOS ANGELES COLLEGE OF CHIROPRACTIC

Dr. Charles A. Cale, D.C., N.D., President,
Los Angeles, Calif.

Regular \$300 2400-hour or 3200-hour course now given at reduced rates. All drugless methods taught, including hydrotherapy, electrotherapy, massage, dietetics, spondylotherapy and **X-ray**. Competent faculty. Large clinic. Day and evening classes.

1921 (June): according to the PSC's **The Chiropractor & Clinical Journal** (1921[June]; 17[6]):

-Lavenia S. Tracy DC at 656 14th St, Oakland advertises as "the oldest licensed resident graduate of the Palmer School of Chiropractic on the Pacific Coast (1906)" although her Palmer schooling involved a post-grad and **x-ray** course in 1920 (p. 66)

1921: **Chirogram**, then the yearbook of **ECC**, includes: -advertisement for **Edwin C. Fortin**, "Expert **Spinographer**, No Adjusting", located at 815 Wright & Callendar Bldg (p. 27)

1922 (pre-Nov): **LACC's** "1922-1923 Announcement, Eleventh Year"; school is at 931 South Hill St, LA (LACC, 1922-23/SFCR Archives); **photos** of faculty and administrators; **photo** of college community "in front of the college on November 21,

1921"; no change in administration since 1921-22 **Announcement**; faculty include:

-John W. **Koer** AB, DC, PhC, "Instructor in Hygiene and **X-ray**"
-Manley R. Gamage DC, PhC, "**Roentgenologist**"

1922 (May 1): **E. Franklin Johnson MD, DC**, Registrar of **ECC** signs notarized declaration that "on December 20, 1921, **Wilma Churchill** completed our regular three year course of thirty six hundred hours of study and has attended the required number of lectures, laboratory demonstrations, clinic work..."; **Charles H. Wood** DC PhC is president, **Lula B. Wood** DC is sec'y, **ME Eldridge** DC is **Editor** College Magazine [**?probably the Chirogram?**]; logo reads "A College Teaching A Standard Course in Chiropractic"; subjects include: "anatomy, physiology, bacteriology, histology, embryology, hygiene and sanitation, chemistry, toxicology, medical and physical diagnosis, symptomatology, Chiropractic technique, Chiropractic Philosophy, spinography, pathology, gynecology, obstetrics, dermatology, pediatrics, urinalysis, nerve-tracing, minor surgery and **X-ray**" (LACC Registrar's Archives)

PHOTOGRAPH



Perl B. Griffin, D.C., co-founder with Carl and Ruth Cleveland of the Central Chiropractic College of Kansas City on December 23, 1922 (C.S. Cleveland, D.C. is Griffin's brother-in-law)

1922 (Dec): **The Recoil** (official organ of Standard School of Chiropractic in NYC) [2(12)] notes:

-**Warren L. Sausser** authors "Spinography - One of It's Neglected Fundamentals" (p. 3)

-ad for Sausser's "Metropolitan X-Ray Laboratory" (p. 8)

1923 (Jan): **The NYS Journal of Chiropractic** notes: -ad for Sausser's "Metropolitan X-Ray Laboratory" (p. 17)

1923 (Jan 6): PB Griffin writes to prospective student on letterhead of "**Central Chiropractic College**", address is "436 Prospect Avenue, Down Town Headquarters 403 Lillis Building, Kansas City MO"; states charter from state of MO was granted on 12/28/1922; "standard course" includes **x-ray**; also dissection, "Palmer Method Chiropractic out of Palmer Text Books", notes that all faculty are PSC grads; day & night courses (Cleveland papers, CCC/KC)

1923?: "Announcement, **Central Chiropractic College**, Chartered by the State of Missouri, 436 Prospect Avenue, Kansas City, MO"; offers DC degree, PhC ("to those who display exceptional knowledge", and "**Master of Spinography**" certificate for x-ray course; "WE ARE THE ONLY COLLEGE IN KANSAS CITY" **? (see 1924-25: Mo-Kan College)?**; most texts used are authored by PSC faculty (Palmer, Vedder, Firth, Craven, Burich), and books cost \$40-60; officers are: CS-

- president, **PB Griffin**-Dean, RR Cleveland-Sec'y-Treasurer; faculty are (Cleveland papers, CCC/KC):
- CS Cleveland DC: symptomatology, orthopedy & chiro analysis
- PB Griffin** DC: physiology, histology & technique
- Ruth R. Cleveland DC: anatomy, gynecology, palpation & nerve tracing
- AE Miller DC: chiropractic philosophy
- RC Jackson DC: x-ray & **spinography**
- Tuition costs are \$360 for day course, \$450 for evening course, \$50 for Spinography course; man and wife can both take course for \$100 more than single tuition

PHOTOGRAPH



Rose Ruth (Ashworth) Cleveland, D.C., circa 1940?



Carl S. Cleveland, Sr., D.C., circa 1920

1923 (Dec); **Chirogram** [2(3)] reports:

-The Course at the **Eclectic College of Chiropractic (ECC)**:

The following is the course of study presented at the **Eclectic**, the 'hour' being the classical forty-five minute period:-

Subject	Hours
Anatomy (lectures)	800
Anatomy (dissection)	200
Physiology	200
Pathology	200
Histology	100
Elem. Chem. and Toxicology	200
Bacteriology	100
Diagnosis	400
Chiropractic Theory and Practice	700
Hygiene and Sanitation	100
Obstetrics and Gynecology	100
Urinalysis	100
X-ray	100
Minor Surgery	100
Dermatology and Pediatrics	100

An additional study has recently been added in a special course in the Physiology of Digestion and Food Values. Dr. Geo. E. Crowie, a practitioner with years of experience, is presenting the work." (p. 1)
 -notes Frank **Pyott, PSC** grad, is managing the x-ray department (p. 3) and has organized a technique department at the **ECC** (p. 4)

1923: **Announcement of the Golden State College of Chiropractic** (Palmer/Davenport Archives) indicates: "Incorporated and Chartered by the State of California, Authorized Capital Stock, \$250,000; Building of Schools and Colleges, 625 South Hope Street, Los Angeles"
 -Announcement indicates school is a "the class 'A' Chiropractic College of the West" (p 1), a straight chiropractic college teaching only **Palmer System Chiropractic**
 -administration and faculty include (**photos** of each):
 -Dr. E.C. **Fortin**, Dean and Treas., Dept of Embryology, **Spinography**, Obstetrics

PHOTOGRAPH



Earnest A. Thompson, D.C. (PSC '14), from second (1919) edition of Thompson's green book, *Chiropractic Spinography*

PHOTOGRAPH



Earnest A. Thompson, D.C. (PSC '14), from later (1923) edition of Thompson's green book, *Chiropractic Spinography*

1924: **Eclectograph** is yearbook of merged **ECC** and **LACC**, includes:

-**photos** of the faculty (pp. 6-9), x-ray labs, free clinic (p. 14), graduates, junior and senior classes

1924 (June); **Golden State Chiropractic Message** (2[4]), published by the **GSCC**, includes:

-"Chiropractic Ethics" by **CE Parsons**, DC, PhC (p. 1)

-notes **EC Fortin** MD, DO, DC is now "President and Dean of the Faculty" (p. 8)

-lists "Dr. **EC Fortin** as "**Spinographer**" located at 523 Loew's State Bldg (p. 8)

-**GSCC** located at 1713 So. Flower Stree, Los Angeles (p. 15)

1924 (Aug): **The Chiropractor** [20(8)] notes:

-**Warren L. Sausser** DC, PhC is VP of Universal Spinographic Society, authors article re: standardization of spinographic/x-ray procedures and spinal listings (pp. 44-6)

1924 (Aug 2): **Fountain Head News** [13(24-B):7] reports that Dossa D. ("D.D.") Evins, on behalf of "The Palmer School of Chiropractic," threatens to sue "J.W. Healey X-RAY COMPANY, representing Wm. Meyer X-Ray Company, Davenport, Iowa" for infringing on the PSC's yet to be issued patent rights to the NCM:

...These applications will shortly issue as patents and...we will proceed against you, as soon as our patents issue,....we shall bring actions against purchasers from you to enjoin them from using infringing devices bought from you...

1924 (Sept 6): **FHN** [A.C. 30]; 14(1)] notes:

-Neurocalometer & Spinographic Society formed; no mention of Sausser-not listed with officers (p. 12)

1924 (Aug 16): **Fountain Head News** [13(26)] notes:

-**CE Parsons** DC, PhC of LA will speak at **PSC Lyceum/UCA** convention re: "Adjusting from **Spinographs** Exclusively" (p. 13)

-**Arthur W. Schwiertert** DC will speak at **PSC Lyceum/UCA** convention re: "The Universal **Spinographic** Society" (p. 13)

1924 (Aug 30): letter to CS Cleveland from JW Healey DC, president of JW Healey **X-ray** Company at 529 Brady St, Davenport IA, indicates consignment installation of **x-ray** machine is not possible; Healey is **PSC** grad; BE Healey DC is sec'y-treasurer of company (Cleveland papers, CCC/KC)

1924 (Aug/Sept); **Golden State Chiropractic Message** (2[5]), published by the **GSCC**, includes:

-ad for "**Neuropyrometer**...manufactured by Wm. Meyer X-ray Company of Chicago," offered by **EC Fortin** DC, "exclusive Pacific Coast Representative" at 523 Loew's State Building, Los Angeles (inside front cover)

-group **photo** of "Faculty and Student Body of the **Golden State College of Chiropractic**" (p. 1)

-administration and faculty include (pp. 2-5):

-DR. E.C. **FORTIN**, President and Dean, Dept. of Obstetrics, Gynecology and **Spinography(photo)**

-**EC Fortin** authors "The **Neurocalometer**," notes that **GSCC** has adopted the **Neuropyrometer**, manufactured by the Wm. Meyer **X-ray** Company of Chicago, because **BJ Palmer** retains rights to teach and lease **Neurocalometer** exclusively for **PSC** students and grads (p 7)

1924 (Sept 6): **FHN** [14(1)] notes:

-newly amalgamated Neurocalometer and **Spinographic** Society International includes on Board of Directors: **Arthur W. Schwiertert** of Sioux Falls SD, **Frank O. Logic** DC of Iron Mountain MI and **J. Ralph John** DC of Baltimore, all of whom will later be active in the **NCA** (p. 12)

1924 (Oct 11): **FHN** [14(4):10] notes that Warren L. Sausser, D.C. (who will later report the first 14X36 full-spine, weight-bearing X-rays) writes letter to BJ on 9/6/24; Sausser reports on the "amalgamation of the Neurocalometer and Spinographic Societies"

1924 (Nov 8): **FHN** [14(7):13] publishes "Sample Letter for Neurocalometer Users Only":

Medical doctors have said, 'DEMONSTRATE to us your theory that subluxations in the spine casue PRESSURE upon nerves, and that by replacing those subluxated vertebrae to normal positions, you release pressure upon nerves, and we will believe.' They said it couldn't be done - and time only seemed to prove them right as far as actually demonstrating the fact. The only demonstration we could offer was that people got well when we replaced the subluxation, but we could not actually demonstrate that we released pressure upon the nerves.

But two men never gave up the fight. After 20 years of intensive research work, Dr. Palmer has perfected an instrument which DOES prove the above point - and goes way on beyond that. It proved so many things that it was no wonder that small group of chiropractors were enthusiastic.

It proves pressure upon nerves. It proves the exact spot where that pressure is. It measures the exact degree of pressure at that point. AND - it does more. It checks immediately after an adjustment whether a proper adjustment was given, by registering whether the pressure was removed from he nerves.

Can you see what that means?....

Experimental work on approximately a thousand cases had proven **there are many subluxations in the spine which the X-Ray does not locate**, causing pressure upon nerves. This instrument locates them. Experimental work also shows that by using the instrument as a check, results can be obtained in from one-fourth to on-half the time now necessary under the present method. In other words, should it take 100 adjustments to get a case well now, it would take only from

25 to 50 to get the same case well using the new NEUROCALOMETER

1924 (Nov 22): **Fountain Head News** [14(9)] notes:

-(p. 2):

In the past we have taken it all for granted that when we gave an 'adjustment,' that 'if the bone cracked,' or 'it moved,' then the pressure WAS removed. We have believed that when we 'adjusted' it based on PALPATION OR THE **SPINOGRAPH**, that that automatically released the pressure upon the nerves, restored the flow, and the patient SHOULD AND WOULD get well. BUT ;when he didn't, we were up the stump. The Neurocalometer has proven to us that thousands of 'subluxations' have been 'adjusted' for weeks and months and no pressures were released, nor were interferences removed, nor were transmissions restored. We were just 'cracking backs' or 'moving bones.' The Neurocalometer is CHECKING CHIROPRACTORS ON THIS HIT-AND-MISS SYSTEM.

-**BJ Palmer** notes reaction to neurocalometer: (p. 3)

TIMES CHANGE MEN

How well and vividly do I remember, a few years back, when the **X-ray** was introduced to detect the correct POSITION of vertebrae, both normal and abnormal, in alignment and in subluxations.

The field split on the question. A few saw its value and began to take it up at once. Some of THE FIELD held off and waited "to see." Today - some 13 years later - it is an accepted form of technique by the entire field. Few chiropractors but what are for it.

The schools split. On one side - THE **PSC**. On the other side - ALL OTHER schools. **Loban** became bitterly opposed, and wrote much against this 'form of mixing.' **Forster** wrote much and said much more against its use. Other schools took much the same attitude, all trying to stem the tide of the new movement, not because the movement was wrong, BUT BECAUSE ONE **B.J. PALMER** ADVOCATED IT. Today - some 13 years later - **Loban** writes for **Spinography**, teaches it, uses it, advocates it. Today - some 13 years later - **Forster** puts it first in value to detect subluxations.

Now comes the **Neurocalometer** idea. **Loban** is neither for nor forinst, he is riding both waves, ready to jump either way that proves to be the most popular. **Forster** will come too on this the same as they did on **Spinography**. They move upward only as the field forces them to come in.

Times certainly do change men, but with some it takes a long, long time!

1925 (Apr/May): **Bulletin of the ACA** [2(3-4)] notes:

-Editor notes LA Nash DC's training (p. 11):

LA Nash DC, graduated from the Palmer School of Chiropractic in 1914 and practiced his profession in Carthage NY up to the entrance of the United States into the World War when he enlisted in the **Medical Department of the United States Army**.

After a thorough training in **X-ray** technic in the Army Medical School, and Laboratory training courses in two hospitals, Dr Nash was placed in charge of the **X-ray** Laboratory in one of the army's largest general hospitals and continued in this capacity throughout the war.

Dr Nash's experience included every known phase of **X-ray** work. He acted as **X-ray** technician for many of the leading **Roentgenologists** of the United States.

After completing active Army service Dr Nash attended the National Post-Graduate School at Chicago and is now in charge of a Chiropractic **X-ray** Laboratory in Syracuse NY...

1925 (July-Aug): **Bulletin of the ACA** [2(6-7)] notes:

-reprinted from the **Davenport Daily Times**, Tuesday, July 28, 1925, a report that **EA Thompson** DC, **PSC** faculty member will resign effective October 1, 1925 to operate **X-ray** laboratory in Baltimore (p. 15)

1925 (Sept): **Bulletin of the ACA** [2(8)] notes:

-LA Nash DC authors " **X-ray** Reminiscences" (pp. 8-9)

1925 (Oct/Nov): **Bulletin of the ACA** [2(9-10)] notes:

-**EA Thompson** DC "is now conducting an **X-ray** Laboratory in the city of Baltimore" (p. 9)

1926 (Jan 12): Opinion of Judge in trial of **Warren L. Sausser** DC vs. Department of Health of the City of New York (National College Special Collections; in my X-ray folder)

1927: according to Arthur V. **Nilsson**, D.C. (1975):

In 1927 when I joined the College I found it fully serviceable in all respects. It was then privately owned and consisted of a sturdy three-story frame building on Venice Boulevard. A large auditorium occupied the top floor while the second floor contained a dissection laboratory and a number of smaller clinic suites. The X-ray Laboratory, Chemical Laboratory, class rooms, stock rooms, and the main office were all on the first floor. In fact, it was built specifically to serve and fulfill the needs of a Chiropractic College as they then existed. Upon my graduation in 1929, I was invited to join the Faculty. That was the beginning of a long and happy association with our College.

1928 (May 26): **JAMA** [90(21):1733-8] notes:

LOS ANGELES COLLEGE OF CHIROPRACTIC

(Inspected, Oct. 5, 1927)

This school is located at 918 West Venice Boulevard (West Sixteenth Street). It began in December, 1924, with the amalgamation of three schools: the **Golden State College of Chiropractic**, the **Eclectic College of Chiropractic**, and a small, struggling Los Angeles chiropractic college conducted for years by Charles A. Cale but seemingly taken over by his wife, Linnie A. Cale, at the time of their separation; Linnie A. Cale is now dean of the **Los Angeles College of Chiropractic**, and Charles A. is running a school bearing his own name.

Building. - The schools owns a three-story building, all of which it occupies. Space is ample, but the arrangement is poor. The **roentgen-ray** department is given the most conspicuous place, on the first floor. Dr. CH Wood, the president, has his private offices in the front rooms of the second floor; all of his equipment, however, is used by the school. The assembly hall is on the third floor.

Equipment. - **This is the best equipped chiropractic school that the inspector has seen.** There were said to be forty new adjusting tables, and several of these were seen. There were said to be twenty therapeutic lights, four of which were of the large Fischer type. Four Morse wave generators were mentioned. There were patients in almost every booth, and to insist on seeing this apparatus would have been embarrassing. However, it is the policy of the president to sell all old apparatus about every two years and purchase new. He probably acts as advertising agent for the manufacturers and purchases at a very low cost. The statement is made that about \$11,000 worth of new equipment has been purchased within the past ten months, and the statement may not be grossly exaggerated. A new \$85 adjusting table was given as a premium to every new student enrolling this summer; this was done as a "substitute for a cut in tuition," but such a measure, together with the rapid change of its physical therapy apparatus, makes the school an agency for the sale of equipment - an objectionable feature in spite of the fact that it provides better equipment for the use of the students. There were said to be eight microscopes. The chemistry laboratory was small and meagerly equipped. The school offers a 'course' in 'urinalysis.'

Faculty. - There are eight teachers, one of whom (the dean) is an osteopath; the others claim only chiropractic education.

Students. - The **present enrollment is said to be 225**. One hundred of these are in the night class. The graduates last year numbered ninety. **The year before there were 115.**

Requirements. - The state law demands of chiropractors petitioning for examination a high school diploma or its equivalent. The state's field agent, to whom the inspector talked, asserts that Dr. Winters, who grants the qualifying certificates, is a graduate of the Los Angeles College of Chiropractic. It was learned in San Francisco that the students in the **Berkeley Chiropractic College** send applications not to San Francisco but to Los Angeles, because it is much easier to get qualifying certificates from Los Angeles.

Course. - The time required for the day course is eighteen months and for the evening course is thirty-six months. The schedule includes 3,600 hours - probably forty-five minute periods. Of this time, 200 hours are said to be given to dissection, and 100 each to roentgen-ray and minor surgery. Obstetrics and pediatrics are also taught, but all courses are included under the name of chiropractic, this being an all-inclusive name in California. The **tuition is \$750 cash or \$850 in time payments**; this price includes at present an \$85 adjusting table as a premium. (Schools, 1928)

1928 (July): **Chirogram**:

-Harold H. **Reuss**, Roentgenologist at the LA **X-ray** and Pathological Laboratories, publishes first of many articles in **The Chirogram** (p. 5)

1928 (Aug): **Chirogram** reports:

-Harold H. **Ruess** DC, "Roentgenologist of the LA **X-ray** Pathological Laboratory" authors second article in series, entitled "Roentgenological studies" (p. 5)

1928: **Clyde F. Gillett** DC, PhC copyrights **A Manual of the Eye, Ear, Nose and Throat**, published by Kohnke Printing Company of San Francisco (available in WSCC library); title page indicates that Gillett is a "Graduate of the **Palmer School of Chiropractic** and Professor of Diagnosis in the **San Francisco College of Chiropractors and Drugless Physicians**, Special Lecturer on Iridiagnosis and Medical Jurisprudence at the **International School of Professional Arts and Sciences**"; acknowledgements include Byron L. Black DC, James R. Alberts DC, Gordon G. King DC of the **San Francisco X-ray Laboratory**, Clarence G. Burt DC, ND of the **International School of Professional Arts and Sciences**, Claude L. Houck DC, Charles J. Martin DC, anatomist, Glen J. Sipes DC, OD, ND, Ray S. LaBarre DC, PhC, **Leo W. Hosford** DC, PhC of the **San Francisco College of Chiropractors and Drugless Physicians**, who provided cadavers, and H.A. Houde DC, ND (pp 1-4)

1929 (Feb): **Chirogram**:

-**Charles H. Wood** DC publishes "Chiropractic philosophy" (p. 1):
In the first place, '**chiropractic philosophy**' should be called '**chiropractic theory**,' because it is based upon a theory and only a theory, just like the medical man bases his philosophy in the practice of medicine upon the germ theory. All theories as to the cause and cure of disease must depend upon clinical evidence offered by the treatment of a great number of patients who are afflicted with sickness...

-"**Chiropractic Legal Notices**" reports that (p. 2):

The case of Dr. **Hugh Benedict Logan** of Loew's State Bldg., Los Angeles, was first taken up and it was alleged that Dr. Logan, a resident of the City of Los Angeles, State of California, and a practicing Chiropractor, located here, obtained a license from the Nevada Board and then reciprocated back to California...

Dr. Edwin Celestine **Fortin**, proprietor of the Associated Pathological and **X-ray** Laboratories located in the Loew's State Bldg., in Los Angeles, was tried on the grounds of fraud and

deception in apply for his California Chiropractic license, in that it was alleged that he had obtained his Chiropractic credentials from the Palmer School of Chiropractic fraudulently, by gaining advanced standing in the class work through representations that he was a Doctor of Osteopathy and a Doctor of Medicine. Evidence was introduced that there was a discrepancy in the statements of professional education sworn to in the application for licensure offered to the Medical Board in Colorado, the Osteopathic Board in California and the Chiropractic Board in California, and evidence showing Dr. Fortin's sworn statements of his professional education and his period of practice in California since his advent here in 1919...

The Board met in an Executive session on January 24, and after reviewing the voluminous evidence introduced, decided to revoke the licenses of Drs. **Fortin**, **Logan** and Eckhard.

1929 (Mar): **Chirogram** reports:

-"Revised and additional rules and method of procedure of the Board of Chiropractic Examiners of the State of California" (p. 1)

-**CH Wood** notes (p. 2) that new BCE rules require schools to purchase equipment to teach chemistry, bacteriology, pathology, **x-ray** and anatomy; Wood approves

1929 (Aug 1): **Bulletin of the ACA** [6(4)] notes:

-educational speakers include: James R **Drain**, CW **Weiant** on "Visual Nerve Tracing," HE **Vedder** on "Chest Examination," LM Tobison on "Laboratory Analysis" (**National College of Chiropractic**), Robert Ramsay on "Proper Application of the Stethoscope and Sphygmomanometer" (Minn Chiro College), CM **Kightlinger** on "Care of the Spine in Children," EA Thompson of Baltimore on "Use of the **X-ray**," LJ **Steinbach** of UCC on "Universal Methods of Examination of the Spine for Defects of Balance and Subluxations," **Major Dent Atkinson** of the Columbia Chiropractic Institute of NY on "Cervical Subluxations Never Produce Cord Pressure," and **Frank Dean** of Columbia Institute

1929 (Dec 1): **Bulletin of the ACA** [6(6)] notes:

-"New Research Chairman: Dr. **CW Weiant** Succeeds the Late Dr. JN Monroe to Head Important Bureau"; notes Weiant (p. 5):
...studied chemical engineering at Rensselaer Polytechnic Institute, Troy, NY, 1915-18, as holder of Rensselaer and New York State Scholarships. Thesis awarded the Laflin Prize for highest literary merit in 1918. In the fall of 1918 Dr. Weiant was a member of the **Chemical Warfare Division** of Students' Army Training Corps, stationed at Cornell University, at that time taking special work in physical and organic chemistry and in chemical microscopy. In 1919 he was Science teacher at Westchester Military Academy, **Peekskill**, New York. Graduated in 1921 from the **Palmer School of Chiropractic**, and received his Ph.C. degree from the **Texas Chiropractic College** in 1922. He was professor of Chemistry and Gynecology in the **Texas Chiropractic College** for several years up to 1925. Dr. **Weiant** practiced Chiropractic in Mexico in 1925 and 1926, during which time he adjusted President Calles. He lectured at the Mexican School of Chiropractic, Mexico City, during the summer of 1925, and attended physiology lectures of Gley (discoverer of parathyroid glands) given at the University of Mexico.

Dr. **Weiant** has since January, 1927, been Professor of Chemistry and Physiology at the **Eastern Chiropractic Institute**. He has had one year's practical experience in **spinography** at the Eastern **X-ray** Laboratory, Newark, NJ. He is Chemist and co-founder of the Eastern Chemical Laboratory, which, since 1927, has made over 4,000 urine analyses with Chiropractic interpretation. Dr. Weiant is co-inventor with Philip O. Gravelle, fellow of the Royal Microscopical Society, of the **Analyte**, an apparatus for the study of hyperemia associated with subluxations. He is the author of a

number of scientific Chiropractic articles, including the 'Verdict of Science.' He was formerly editor of *The Chiropractic Digest*. He is a contributor to *The Mexican Magazine*; a member of the New York Microscopical Society, a charter member of the American **Spinographic** Society, an official lecturer for the New York State Chiropractic Society in its winter education program...

-The Chiropractic Digest is published by TCC

1930 (Jan/"N.D.J."): **Chirogram** reports:

-Advertisement from **Radium** Appliance Company, 350 Bradbury Bldg, LA for "Modified Radio-Activity as a Supplement to Chiropractic Treatments:

Modified radio-activity provides a force that is entirely different in its effect from the action of pure Radium in its usual form.

As emanated from Deggen's Radio-Active Solar Pad it affords a continual, beneficial 24-hour effect, being worn on the back by day and over the stomach at night. This element of continuity is responsible for a great part of the success of this pad. And it truly supplements your office treatments because being worn between visits to your office it helps the patient to respond more quickly to your corrective efforts.

An increase in blood cells and their hemoglobin content is quickly noted, together with a prompt normalizing of blood pressure. There is a beneficial effect on the circulation, an enlivening of every part and organ of the system, which enables nature to perform its healing, eliminative, recuperative and rebuilding processes.

In thirteen years we have sold over 150,000 of these pads, most of them to people who had tried other methods without success, and all on a trial basis providing for refund in full if satisfactory benefit is not received. Thousands of unsolicited testimonials tell of restored health.

Our standard pad and the one which has in the main made this wonderful record sells for \$27.50. Others, providing a stronger degree of radio-activity, at \$50, \$100, \$250, \$500, and \$1000, **the last three being sold only through doctors of any recognized school.** Discount courtesies to the profession.

We would welcome the opportunity of explaining fully our manufacturing technique to any Chiropractor, and to show some of our records of apparently marvelous recoveries. We are sure we have an adjunct to any method of healing that should not be ignored by the practitioner. (p. 3)

-Harold H. Reuss DC authors "**Roentgenological** studies: Colon diverticula" (p. 6)

1930 (Apr): **Chirogram** (Vol. 6, No. 4) notes that:

-Los Angeles **X-Ray** & Pathological Laboratories at 918.5 Venice Blvd, LA are "Under new ownership and management"; Dr. CJ Joynt, **Roentgenologist** and Dr. Harold HU Cross, Pathologist are listed (p. 11)

1930 (Apr 1): **Bulletin of the ACA** [7(2)] notes:

-**EA Thompson** DC authors "Spinographically Speaking"; discusses the American **Spinographic** Society "was formed two years ago by a group of chiropractors along the Atlantic Seaboard"; Thompson is president, **CM Kightlinger** is VP (p. 8)

1930 (Dec): **Chirogram** [6(10)] includes:

-**George N. Adelman** DC publishes article on "Visual Nerve Tracing" (p. 14)

-The **Los Angeles College of Chiropractic** was honored recently by having its newly appointed Dean of Physiotherapy (Dr. Cross) invited to attend the Pacific Conference of the Psychology Foundation, whose headquarters are in Brussels, Belgium" (p. 16); Harold U Cross claims PhD in "Electro-**Radiology** Certificate Faculty of Medicine, University of Paris (see **Chirogram** 1931 (June); 7(4):7)

1931 (Dec); **CCA Bulletin** [1(3)] includes:

-notes law suit (p. 3):

Mr. **George G. Rinier**, Chief Counsel for the **Chiropractic Health Bureau**, recently defending the 'Martyn **X-Ray** Chiropractors' in a malpractice case. Mr. **Tom Morris**, Attorney; of Los Angeles, served as local counsel in the trial of the case which was continued into December.

1932 (Apr); **CCA Bulletin** [1(6)] reports:

-reports "X-ray For **Ratledge**" (p. 5):

The **Ratledge Chiropractic College** has announced the opening of a new X-ray laboratory in connection with the institution. The most up-to-date full-spine equipment has been installed and the school expects to do **Spinograph** work for the Chiropractors of the district.

LH McLellan DC, a graduate of the **Palmer School of Chiropractic**, is in charge of the department.

Dr. McLellan, who only recently arrived in California, is a dynamic and outstanding figure in the field of X-Ray and **Spinography**. His enthusiasm is contagious.

Students of the **Ratledge** institution should become expert X-Ray Technicians, Spinal Analysts and **Spinographers** under his instruction.

1932 (Aug/Sept): **Journal of the ICC** [1(9)] includes:

-Editor **LM Rogers** DC discusses **NCA** convention (p. 4):

...We cannot pass this opportunity without a word of praise for Drs. W.L. **Sausser**, W.C. **Schulze**, L.J. **Steinbach**, C.W. Johnson, **Stanley Hayes** and Mr. **Arthur Holmes**, all of whom had wonderful and timely messages for the field.

-"**News Flashes: California**" (p. 13); includes:

The second installation of X-Ray equipment with the 36" Buckey in California has been made for Dr. J. Ralph John of Pomona. This type of equipment is the very newest of Chiropractic X-Ray Equipment and allows for the taking of one film showing the entire spine. Dr. Ratledge was the first Chiropractor to install this type of equipment. The Bush Electric Corporation of Los Angeles installed both of the above outfits.

1933 (Feb): **The Chiropractic Journal** (NCA & ICC) [1(2)] includes:

-"**News Flashes: New York**" (p. 19) notes:

At a recent meeting held in the Hotel New Yorker, of leaders of various State organizations, school heads, and operators of Chiropractic X-Ray and diagnostic laboratories, a Chiropractic Council was formed. November 3, 1932 marks another step forward for Chiropractic in this State, the date when this organization was formed.

The object of the Council is to be "To establish better co-ordination between Chiropractic organizations, schools and laboratories for the purpose of cooperating and endeavoring to federate for counsel to advance the interests of Chiropractic in the State of New York."

The Constitution and By-laws were adopted and permanent officers elected December 2, 1932, at the Hotel New Yorker. The following officers were elected to serve for one year: President, Dr. **S. Goldschmidt**; Vice-President, Dr. **William H. Werner**; Secretary-Treasurer, Dr. **Warren L. Sausser**.

1933 (July): **The Chiropractic Journal** (NCA) [1(7): 25] notes:

-**Warren L. Sausser** DC of NYC publishes landmark article on "New Spinographic Technique: the Full Length X-ray Plate is a Success", concerning 14-36 full-spine radiography; Sausser notes (p. 18):

The writer in November 1932 had the opportunity of taking Dr. Hugh B. **Logan's Basic Technique** work. This work requires

examination of the spine in an upright position. The X-Ray verification of this procedure requires the up-right work also. It was this contact that finally decided that the only proper technique for spine work would be the one that would enable the operator to take the entire spine on one film in one exposure and to have the film wide enough to take in the entire pelvis and also to get the entire degree of curvature in an extreme rotatory scoliosis. This latter reason so as to be able to make comparisons as the corrective work was applied. The 8" film was very impractical for curvatures. The two-exposure procedure was also impractical....

Only a few persons who were closely associated were informed of the new technique that was being worked out. It was still uncertain as to whether the procedure would be successful. Finally the stage was set for the work, and the first 14x36 inch film that was taken was a success. Everything from the atlas down to and including four inches of the femur was plainly visible and easily interpreted. The work was put on display at one of our **Basic Technique** meetings and from then on the word was passed along until to-day so many requests have come in for the technique that it was decided to write this article in answer to all of them.

1933 (Oct): **The Chiropractic Journal** (NCA) [1(10)] publishes: **"New York School News,"** edited by **H. Lewis Trubenbach** DC, notes (p. 17):

NEW FACULTY MEMBER

It is with great pride that we announce the augmentation of our faculty in the person of Dr. **Warren L. Sausser**, President of the Board of Counselors of Spinographers and X-Ray Operators, who will present a course in Spinography to the Senior classes. Dr. **Sausser** is nationally known as a leading authority in his subject.

1934 (Dec 31): typed and hand-edited copy of news release (National College Special Collections; in my CINY files):

Release on Sunday January 15th

TO THE EDITOR: Appended herewith is an advance story on the Seventh annual meeting of the **New York State Chiropractic Society**. If there are any changes your paper will be communicated with.

SYRACUSE, N.Y. Jan. 13 -- Two complete X-ray photographs of the anatomy of human beings, said to be the first ever developed in the history of therapeutic science, are featured at the semi-annual convention of the **New York State Chiropractic Society** which is in session here at the Hotel Syracuse. The pictures, which are full sized, each standing six feet in height, were made by Warren Sausser, leading X-ray researcher, and show that the structure of the human body is such that the vertebrae of the spine act as supports for the nerves that radiate from the spinal cord and that these nerves pass through the space between the vertebrae. The purpose of the X-ray photographs, according to S. **Goldschmidt**, President of the **New York State Chiropractic Society**, is to demonstrate the contention of the chiropractic school of mechano-therapeutics that when there is the least subluxation or misalignment of these spaces impingement upon the nerve branches causes irritation and interference with the normal functioning of the human system resulting in pain and disease. The convention, attended by 300 chiropractors from all over the state, was welcomed by Mayor Marvin of this city and other officials and was addressed, among others, by Dr. Ruland W. Lee, President of the National Chiropractic Ass'n.

One hundred million people in the United States may legally receive chiropractic treatment and are safeguarded in such treatments by the laws of forty-two states, of the District of Columbia and Hawaii, where this form of mechano-therapeutic treatment is recognized by legislative enactment and qualified practitioners are licensed by state boards set up to regulate the practice, Dr. Lee stated during the course of his address. On the other hand, he declared, 27,000,000 people in this country are legally deprived of the opportunity of availing themselves of chiropractic treatment by the

States of Delaware, Louisiana, Massachusetts, Mississippi, New York and Texas, where the practice has not been legalized and brought under State control like the practice of medicine, or dentistry, optometry and even chiropody., Dr. Lee said. As a consequence, he added, large numbers of people in the mentioned states seeing such treatments are exposed to the dangers of serious injuries at the hands of unqualified chiropractors and quacks. Prosecution for practicing chiropractic in the states where it is unlicensed and therefore illegal, he pointed out, has been of little avail, the only effect being to humiliate and "martyrize" qualified practitioners who have fallen foul of the law in the states where chiropractic is not yet legally recognized.

"The Chiropractic movement is closely following the experiments of all scientific developments," Dr. Lee declared. "Those of us who are being hounded by the authorities and our foes who are desperately endeavoring to monopolize the treatment of the sick in the few states which are still closed to us, may derive comfort from the recollection of how Harvey was martyred when he first announced his discovery that blood actually circulates through the human body; of how bitterly Pasteur's theory of inoculation against hydrophobia was assailed by the conservatives and reactionaries in the field of medicine; how Jenner was denounced as charlatan and trifler with human life when he began his inoculation of children against diphtheria. Marconi was jeered at, but modern radio came despite his deriders. Fulton's steamboat was denounced as 'Fulton's Folly,' and the first locomotive was anathematized as a 'contraption of the devil.' Peruvian Bark was curing thousands of victims of malarial and other fevers before the medical profession dignified it with a belated admission to its pharmacopea."

Nevertheless, the fact that states like Maryland, Pennsylvania, Illinois, California and Wisconsin, where great medical schools are located had legally recognized chiropractic, which had also been legalized by the United States Congress for use in the District of Columbia, was proof of its increasing acceptance by the American people, Dr. Lee asserted, adding that in the states where the practice was still illegal, the principles of chiropractic have for years been accepted by leaders of the medical profession who, in increasing numbers, are employing chiropractors in their private practice or to give treatments to themselves and to members of their families. "by what logic they seek to deny to others the benefits they extend to their own patients or to themselves, one must leave to our opponents to explain," he said.

Dr. Lee quoted from numerous articles in leading medical journals by prominent physicians showing that relief of certain ailments is obtained through mechano-therapeutics which, in reality, are chiropractic, he added. One outstanding surgeon whom he quoted is Dr. James P. Warbasse, chief surgeon of the German (now Lenox Hill) Hospital in New York City and a member of the New York Academy of Medicine, who in his work on "Surgical Treatment" stated that a large category of peripheral nerve disturbances are due to subluxation, or misplacement of the vertebrae, and are relieved by chiropractic treatment.

He also cited the experiments at Cornell University reported in 1926, by Dr. Henry P. DeForest of New York City and Dr. Horace G. Baldwin, of Tannersville, covering, during a period of three years, of some 3,000 cases including nervous prostration, neuritic diabetes [sic], Raynaud's disease, sciatica, lumbago, neuralgia, angina pectoris and various forms of painful afflictions classed as "rheumatic." by dissection, by study of the human skeleton, by actual experiment on living patients and by the aid of the X-Ray, Dr. Lee said, they delved into the connection between the sympathetic nervous system and the sacro-iliac joint. Their results, as reported in the New York Herald Tribune on May 24, 1926, in every case substantiated their theory that a slight dislocation of the dorsal bone of the pelvis exerts pressure on nerves passing through the joint and may have deleterious consequences in the human body.

Another medical authority quoted by Mr. Lee was Dr. **G.H. Patchen**, of New York City who, in an article in the **Journal of the**

American Institute of Homeopathy, described vertebral adjustment as "a therapeutic procedure founded upon the theory that pressure upon a spinal nerve by a displaced or subluxated vertebrae is the physical and perpetuating cause of 95 percent of all cases of disease, the remaining 5% being due to subluxations of other skeletal segments. He quoted Dr. Patchen's article to the effect that the reluctance of the medical profession to accept this theory was due to an erroneous opinion concerning the limitation of vertebral movements and to confused ideas about the nature and cause of disease." Studies by Dr. John B. Carnett, Professor of Surgery in the Graduate School of Medicine, University of Pennsylvania, were stated by him, Dr. Lee said, have disclosed that the usual cause of pain and tenderness in the abdominal wall is an irritation of the spinal nerves where they made their exits through the vertebrae and that the commonest cause of this nerve irritation is bad body mechanics, Prof. Carnett wrote, cures the abdominal pain and tenderness.

Another medical authority involved by Dr. Lee in his address was Dr. Joel B. Goldthwait, of the Graduate School of Medicine of Harvard University, who, in a paper published in 1933 in the *Journal of Bone and Joint Surgery* said: "The average surgeon does not understand back cases. The same is true of the average arthritic, or the paralytic, or the average foot cases, which respond so easily if rightly handled...The endless putting on of plaster cases or braces, of strapping feet or knees, without first correcting the mechanical features that are at fault, is purposeless." Dr. Goldthwait urged, said Dr. Lee, that orthopedic surgeons, in addition to doing all that general medicine indicates should see to it that the body mechanics are such as to make health possible. If, Dr. Goldthwait said, the members of the surgical profession choose to do only operative work, some other specialty or school will take this over.

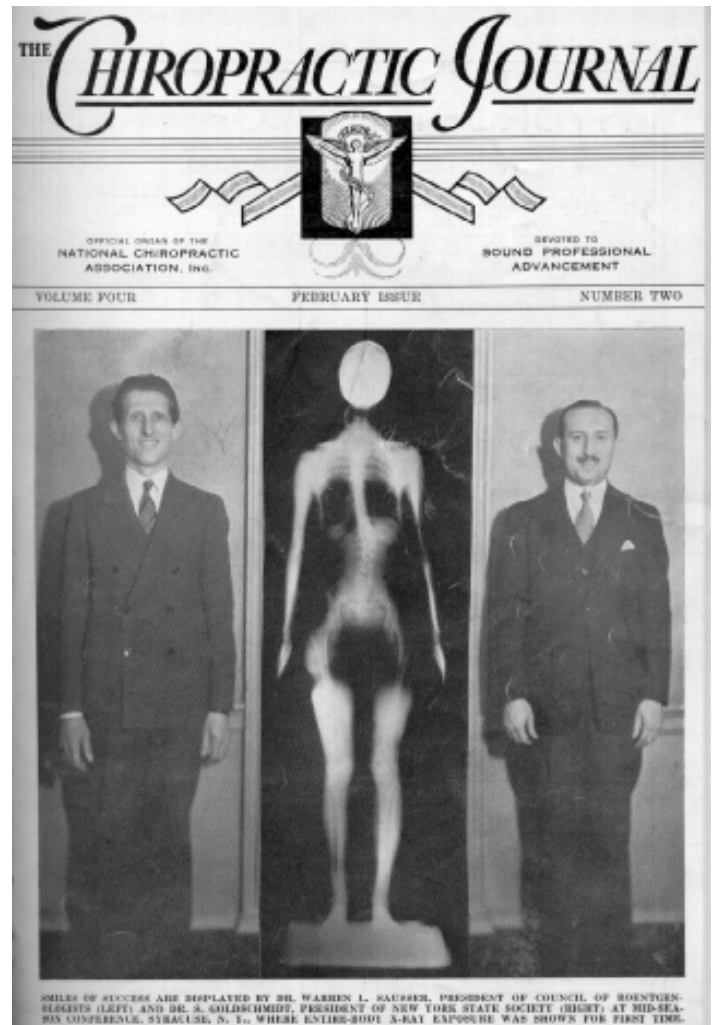
Finally, Dr. Lee quoted the findings of the White House Conference Child Health and Protection, called by President Hoover in 1932. The subcommittee of this conference on orthopedics and body mechanics, which was headed by Dr. Robert M. Osgood, made the following statement, among others: "Its impression from its own experience is very strong that the average general practitioner has been insufficiently informed and consequently not vitally interested in the details of body mechanics... This failure of appreciation is primarily due to a lack of training in the basic principles of body mechanics in the medical schools."

S. Goldschmidt, president of the **New York State Chiropractic Society**, who presided at the session, today said at the conclusion of Dr. Lee's address that chiropractic training reverses the training of the physician. The latter gets his practical training, he declared, after he begins his practice. As a matter of law, he pointed out, a license to practice medicine in this state may be issued even before the candidate has served any internship. "The chiropractor gets his practical experience from the beginning," he pointed out.

Mr. **Goldschmidt** stated to the convention that steps are now under way to secure the enactment of a law by the New York Legislature legalizing and regulating chiropractic. Under the proposed legislation licenses would be issued only to such persons as have been graduated from a resident school after a course of study over a period of not less than four successive school years. Admission to such a school would be limited to high school graduates.

"It is not our intention to have chiropractic encroach on the fields of general medicine or surgery," he declared. "On the contrary, we intend that the practice shall be limited strictly to the field of body mechanics. We do not hold chiropractic out as a panacea or 'cure all,' but we maintain that it has a place in medical science that should be recognized akin to dentistry. With that recognition will automatically come the protection of the public against charlatans and quacks - just as the recognition and licensing of dentists eliminated the dangers to the public from the barber who in addition to cutting one's hair added to his income by yanking out decayed teeth."

1935 (Feb): *The Chiropractic Journal* (NCA) [4(2)] cover:



Collinson WA. The vertical x-ray: newer technique gives accurate interpretation. *The Chiropractic Journal* (NCA) 1935 (Mar); 4(3): 12-18

1935 (Apr): *The Chiropractic Journal* (NCA) [4(2)] cover:



"The National Chiropractic Clinics are meeting with wide approval. An intimate glimpse of the group, with the new vertical x-ray unit developed for the National Council of Chiropractic Roentgenologists,

in action at Detroit recently is shown above. Members (left to right) Dr. G.W. Will, Dr. J.E. Slocum, Dr. K.P. Laurence and Dr. K.J. Hawkins”

1935 (Aug): **The Chiropractic Journal** (NCA) [4(8)] includes:
-article by WN Montgomery DC of the Missouri Chiropractic College: “Vertebral subluxations - employing the x-ray to locate and prove their existence” (pp. 28, 38)

1935 (Sept): **The Chiropractic Journal** (NCA) [4(9)] includes:
-article by WN Montgomery DC of the National Chiropractic Clinics: “Radiographing the upper cervical vertebrae” (p. 28)

1935 (Dec 13): Paul Smallie graduates from the **Ratledge System of Chiropractic Schools** in Los Angeles (later renamed **Ratledge Chiropractic College**); DC diploma is signed by **TF Ratledge** DC, BM Ratledge, Ralph P. Kingsley DC, Howard Compton DC, Sorin A. Raarup, DC and Albert Muchleisen DC; “X-Ray and Spinography” diploma is signed by **TF Ratledge** DC and Howard Compton DC (**Howard Compton was son of James Compton DC, first sec’y of California BCE?**) (Interview, 1992)

1937 (Feb): **The Scientific Chiropractor** (2[18]) notes RC **Howe** DC of 847 S Union Ave, LA is Editor (p. 5); includes:
-LL **Truscott** DC of San Jose authors “Atlas again” re: x-ray (p. 6)
-GT O’Sullivan of SF authors “X-ray diagnosis of pulmonary tuberculosis” (pp. 30, 41)

1937 (Apr): **The Chiropractic Journal** (NCA) [6(4)] notes:
-Warren L. Sausser, D.C. authors column “Spinograph and X-ray”; this month: “Attention: Roentgenologists!” discusses legal hassles over x-ray in NYS (pp. 18, 48; in my X-ray file)

1937 (Oct): **The Scientific Chiropractor** (3[5]) includes:
-ad for **Eacrett Laboratories** at 1115 Garfield Bldg, 403 W 8th St at Hill, LA, **Clifford B. Eacrett** DC, Director; lab “all clinical examinations including basal metabolic tests”, 14x36” upright spinal **x-ray** (inside front cover)
-notes that San Francisco branch of **NACC** held meeting on Oct 1-3, 1937 at St Francis Hotel in San Francisco; speakers included **GT O’Sullivan** PhD on x-ray, Terrence J. **Bennett** on “Autonomic Nervous System”; J. Edwin **Crapo** DC is judge in a “Perfect Back Contest” (p. 17)

1938 (Jan/Feb): **ACCA News** [1(1)], published by Carl S. Cleveland, Sr., D.C., includes:
-“Cleveland College home coming speakers, December 4th & 5th” for 1937 (p. 22); includes photograph:



Dr. P.E. Remier, X-Ray Dep’t., Palmer School



Dr. X-Ray Richardson

1938 (Feb): **The Scientific Chiropractor** (3[9]) includes:
-GT O’Sullivan PhD, DC of SF authors “**X-ray** diagnosis of acute abdominal conditons” (p. 22)

1938 (Oct): **The Scientific Chiropractor** (4[5]) includes:
-**Henry G. Higley** DC will teach “a class on **X-ray** interpretation in relation to Bio-Engineering” begining November 19 at the **Bio-Engineering Building** at 846 South Beacon Ave, LA (p. 33)

1938 (Nov): **The Chiropractic Journal** (NCA) [7(11)]:
-“News flashes: New York” (pp. 34, 36):

RESEARCH FOUNDATION MEETING

The Sixth Annual Assembly of the International Chiropractic Research Foundation was held at the Hotel Commodore, August 22nd to 25th inclusive. Papers of unusual interest, in the field of research, were read.

Thursday evening was devoted to two lectures by Dr. T.F. Maher and Mr. O.M. Brees. Both stressed the necessity for legal recognition in New York. This was followed by a most unusual X-ray exhibit. Approximately 1200 laymen viewed spinal corrections and films of conditions rarely seen.

Officers elected for the coming year were: President, Warren L. Sausser; Vice-President, Walter L. Vaughan; Secretary, J. Dalton Craven; Treasurer, Thomas F. Maher. – Reported by Dr. Warren L. Sausser.

-Warren L. Sausser, D.C., research director of the National Council of Roentgenologists in NYC, authors “X-ray in chiropractic” (pp. 18-20); discusses 14x36 film; includes photo of x-ray exhibit in NYC at the convention of the International Chiropractic Research Foundation

1939 (June): **The Scientific Chiropractor** (5[1]) includes:
-ad for **Gardner’s Institute for Drugles Healing** at 2727 South Vermont, LA offers “**Radiologist**... Friendly Fever: Treatments - Man’s most POTENT ALLY in the treatment of disease; Colon Irrigations, Colon Implantations, Nutritional Deficiency Tests - measured accurately by means of your own human energy; Radiant Lights; Ultra Violet Light; Spinal Manipulations” (inside front cover)

-GT O’Sullivan of SF re: “X-Ray Diagnosis and Treatment of Sinus Diseases”

-ad for “**Bio-Engineering X-ray Laboratories** under the direction of Dr HG **Higley** DC” at 846 S Beacon, LA (p. 33)

1939 (Nov): **The Chiropractor** [35(11)] notes:

-first full body x-ray was 1897 by Dr. Morton of NY; "exposure of only 30 minutes was required" (p. 11)



1940 (May): *The Scientific Chiropractor* (5[12]) includes:
 -notice of upcoming **NACC** convention in Santa Monica on May 30-June 2, 1940 (cover; pp. 4-11, 16-18); speakers will include:
 -Clifford B. Eacrett DC re: **x-ray**

1941 (Oct 17): letter from Fred J. Carver, D.C. of Wichita KS, brother of Willard Carver, LL.B., D.C. (Logan Archives; in my Carver file):
 Dr. D.C. Reese, D.C.
 1607 North West 10th St.
 Oklahoma City, Okla.

Doctor Reese:- Since I do not know just how you plan to use the "biography" you request in your letter of Oct. 15th., the best I can do is give it to you and let you pick out the part that you want to use.

Born April 24th, 1882 near Nassau, now Gibson, Iowa, of pioneer Yankee parents. Just ten miles away was What Cheer, Iowa. A mining town, where one D.D. Palmer kept a grocery store and bought farm produce, and where one Willard Carver, being then a farm boy, hauled the farm produce and sold it to D.D. Palmer.

Chiropractic resulted from the acquaintance thus formed, for the two men discussed many things together during the years. Later D.D. Palmer moved to Davenport and in time discovered Chiropractic. Willard Carver attended Drake University as a law student and became an attorney.

My Mother's youngest brother, "Uncle Howard" Nutting to all old time Palmer graduates, was a close neighbor and lasting friend of the Palmers. It was he who spread the news to us on the farm that Chiropractic had been discovered and insisted upon my Mother being one of the first few patients.

Willard Carver was called in as an attorney, when D.D. Palmer had his first legal trouble. He was cleared but lost his school. Then Uncle Howard, helped B.J. to get the school started on a sound financial plan but before they got all arrangements made, Willard Carver had started Carver College, having obtained a State Charter for it, making it the first Chartered school of Chiropractic in the world.

Just over in Missouri a little way, the Osteopaths had established their College, so I often say that I was born in No Man's Land, of the Battle of Techniques. All the time I was growing up I heard many heated arguments on the comparative value of techniques and methods of practice and because I had been constantly under medical care up to the time I was twenty four years of age, continually getting worse with a kidney trouble, finally terminating in acute Bright's

disease and the Medical man's final report to the family that I had less than twelve hours to live, I was naturally skeptical of all doctors and their methods.

Dr. Willard came along, just in time, and started me on the road to recovery. When I was twenty six, in 1908, I began the study of Chiropractic at Carver College, graduated in 1909 but stayed and studied, teaching in the clinic department, all told five years. Began the development of "The Postural Method of Chiropractic Diagnosis and Adjusting" in the summer of 1911. Taught it to classes, mostly post graduate, while I was developing it. Finally presented it in its completed form in 1934 at the Annual Kansas State Convention. Presented it first in a national way at the Annual National Chiropractic Association Convention, held that year, 1935 at Hollywood, California. Published the work in textbook form and copyrighted it in 1938.

Finding a fundamental basic foundation, from which all Chiropractic, and other drugless techniques, could be harmonized, to simpl[if]y our method of practice, yet make it more uniformly resultful, has always been my hobby. The Postural method will do just that if the profession will study it, thru the medium of two important phases of our work that has been almost entirely overlooked.

Those two important things are "motion" and "range of movement." We cannot see "motion," when we can "see" what we have always believed to be motion, what we actually see is "range of movement."

If we have in our body, from conception to maturity, "constant normal motion," which can only be produced by a constant and uninterrupted out-flow of life-force, from the brain, to all parts of the body, then we will have perfect health, with all of the bodily functions working normally, including "possible full range of normal movement," of every vertebrae, organ and part.

In order to be normal, and this is where the doctors who diagnose by X Ray will become interested, every vertebra must have normal range of movement, in three distinctly different directions, combined. The X Ray "sees" in only one direction and does not register movement at all and there is where the greatest part of our technique troubles have come from.

It is my hope now, to interest X Ray men in an attempt to make their machines picture the distortions, as they actually occur, which is by abnormality of range of movement. It will require entirely new X Ray technique and methods of taking pictures, for now they are taking only "stills." If we can get them to accurately picture disturbance of range of movement, by intentionally picturing each of the six extremes of range of each vertebra that is pictured, then the results will indeed make a house-cleaning in the twenty thousand or more techniques, now in use.

I am not fighting anybody but I am sure boosting all I can for practical Chiropractic methods of practice and I am strong for discarding the many unnecessary, useless and dangerous techniques now in use. Let us go back and pick up the fundamentals we should have had forty years ago. The old threadbare story of the blind men who went out to "see" the elephant, applies to our profession as well now as it did forty years ago, but now we have the basic fundamentals of motion and range of movement, that will serve to make each of the five blind men, "see" the entire elephant at once. There is nothing to lose, all to gain.

Sincerely,...

1943 (Apr): *National Chiropractic Journal* [12(4)] includes:
 -"Another vicious x-ray bill goes down to defeat" (p. 14):

Through the watchfulness and activity of the Society of Radiographers of the State of New York, of which our good friend Dr. Warren Sausser is President, a measure introduced into the Legislature, intended to exterminate every type of X-ray laboratory except the medical, has gone down to defeat. These very few words, describing the results of their action say very little about the hard work and effort of a small band of courageous radiologists. Our hats

off to you gentlemen all and may you always have the strength and the courage to bring about defeat of such monopolistic measures.

At this writing, it is not certain that a like Bill will not be introduced in Illinois for such as been the usual procedure, but we too have an excellent watchdog, our genial and capable legislative representative Dr. J.W. Dugger, and if the Bill is introduced, you can be sure we in Illinois will do our utmost to maintain our constitutional rights for which we are all so bitterly fighting at present.

c1946: brochure from **Cleveland/KC** indicates "Clincis Where Every Patient is **X-Rayed**" and "Approved for G.I. Training of Veterans"; CS Jr. is "College Dean"; brochure promotes 14x36 full-spine x-rays, CS Jr's instruction in "heart graph," "basal metabolism" testing, bloodwork, and technic taught by CS Sr.; **CS Cleveland Sr.'s credentials include:** "has attended the following schools and courses: -Graduate of the P.S.C. in 1917, Graduate of the P.S.C. **X-Ray** Course, 1919, Post-Graduate in the following: -Carver under Willard Carver, 1932; Davenport School under Smith, 1929; Spears, 1926; Aquarian Age Healing or BioEngineering under Hurley and Saunders; **X-Ray** Technique under Montgomery, 1932; Basic Procedures, 1937 under Dr. J.M. Bauer, a former Logan Instructor; LaGrange Methods under Whitman; Courses under both Dr. Slocum and Hawkins; three courses under Dr. DeJarnette; two complete courses under "Bonesetter" Richter, 1946; **Vladeff X-ray** Course, 1946, etc. He has taken and analyzed more than 25,000 **x-Rays** for patients and doctors in the middle west"; promotes "A PRO-CHIROPRACTIC POLICY: The Policy which we try to maintain at Cleveland College is not anti-medical, anti-mixing or anti-anything but a PRO-CHIROPRACTIC Policy. This helps all Chiropractors, mixers and straights..."; nerve tracing and HIO technic are taught; (Cleveland papers-CCC/KC)

1947 (Jan): **National Chiropractic Journal** [17(1)] notes:
 -Roy James H. LaLonde, D.C. of Buffalo NY, secretary-treasurer of the NCA Council on Roentgenology, authors "Cooperation requested" (p. 24)
 -"X-ray use is threatened" (p. 24)
 .R. Kahle, D.C. of Kalispell MT, editor of the **Chiolite**, authors "Why every chiropractor should x-ray every case" (pp. 25, 60)

1947 (July): **Journal of the California Chiropractic Association (JCaCA)**, Volume 4, No. 1; **LE Montenegro** DC is on editorial board; this issue includes:
 -**Ralph J. Martin** and **Clifford B. Eacrett** DC of the LA District of **CaCA** arrange for Waldo Poehner DC to speak on "**X-ray** diagnosis and practice building" on June 3 at the Elks Club in LA (p. 14)


1948 (June): **National Chiropractic Journal** [18(6)] notes:
 -Morgan E. Dawson authors "Fraternity honors Dr. Cheal" (p. 20); Cheal is 1930 PSC grad serving as Director of Spinographic Research at Lincoln Chiropractic College
 -James H. LaLonde, D.C., secretary of NCA Council of Chiropractic Roentgenologists, authors "Highlights of the x-ray symposium in Chicago" (pp. 22-3); includes **photo** of banquet

1948 (July): **National Chiropractic Journal** [18(7)] notes:
 -L.E. Cheal, D.C., Ph.C. authors "Get your x-ray angles straight" (pp. 24-5, 66)
 -Roy James H. LaLonde, D.C. of Buffalo NY, secretary of the NCA Council on Roentgenology, authors "Hypersensitivity and its relationship to pathology – a new concept" (pp. 26-7)

1948: **LACC** stops awarding **naturopathic** degrees, but continues to teach "**herbology**" (Homola, 1963); new pathology

and anatomy labs and new x-ray equipment at **LACC** (LACC, 1986); Henry G. **Higley** MA, DC named chairman of Dept of Physiology, **LACC** (Rehm, 1980)

1949 (**?May?**): **Journal of the California Chiropractic Association**, Volume 5, No. 10; this issue includes:
 -JO Empringham DC, "Chairman, Department of Radiology, **LACC**, Member of California Society of **Roentgenology**" authors continuing series called "Radiology of the gastrointestinal tract" (pp. 9, 28)



Ralph Martin was quick to apply for membership in the California specialty society for radiologists, the leaders of whom (Drs. Milbank, Koer, Norcross, Eacrett and Empringham) were members of the Board of Regents and administrators of the Los Angeles College

1949 (Sept): **JNCA** [19(9)] includes:
 -Michael A. Giammarino, D.C., president of the NCA Council on Roentgenology, authors "We shall go forward!" (p. 24)
 -Margaret J. Schmidt, member of NCA Council on Public Health & Research, authors "Impressions of national convention" (p. 25); includes:
 ...In the evening we heard Dr. John J. Nugent, and Dr. Vinton F. Logan, both excellent speakers who had their subjects well in hand. It was a pleasure to listen to them...
 -"DR. C.F. KAISER PASSES" (p. 33):

Dr. Carl F. Kaiser, of Connersville, Indiana, passed to his reward on July 13, 1949 following a long illness. He was a man very active in chiropractic circles and his passing will be mourned by his many associates and friends.

Dr. Kaiser was born September 13, 1895 in Ohio County, Indiana where he attended school. He attended the Palmer School of Chiropractic, graduating in 1918. Later he took post-graduate work at Lincoln, National and Logan colleges. He served in the X-ray Division of the Medical Corps in World War I at Fort Ogelthorpe and later at Norfolk.

His activities included membership in the Indiana Chiropractors Association and the National Chiropractic Association, having served as president of the ICA and state delegate to the NCA. His civic interests included membership in the Masons, Lions International, Methodist church, where he was president of the men's Bible class for nine years, and director of the Connersville Y.M.C.A. for two years.

Dr. Kaiser is survived by his wife and two daughters and the entire profession extends to them sincerest condolences. The profession indeed suffered a great loss in his passing.

-"Dr. Halsteen passes on" (p. 70):

The entire chiropractic profession was shocked to learn of the passing of Dr. Thor H. Halsteen, 52, on July 7, 1949 following an operation at Parkview Hospital, Los Angeles, Calif.

Dr. Halsteen was very active in both professional and civic affairs and contributed much toward the success of his profession.

He was born in Drammen, Norway, May 20, 1897. Here he received his high school and college education, graduating from the University of Oslo. He was married to Kristine Naess in 1923 and came to the United States in 1924. He attended the Palmer School of Chiropractic in Davenport, Iowa, and was graduated in 1926, establishing his first office in Iowa Falls, after taking post-graduate work at the Lincoln, National and Nashville colleges. Dr. Halsteen was licensed o practice in Iowa, California, Colorado, Maryland and Florida.

He served as president, vice-president, and secretary of the Iowa Chiropractic Association, was state delegate to the NCA, and edited the Hawkeye Chiropractor. He was also president of the Executive Committee of the Lincoln Chiropractic College and vice-president of the National Council of Chiropractic Roentgenologists, later becoming a Fellow of the International College of Chiropractors.

Besides the many offices held professionally, Dr. Halsteen was also president of the North Hardin County Chapter of the American Red Cross, chairman of the Boy Scouts of America, Iowa Falls, Iowa, worshipful master of A.F. and A.M., member of the Knights of Pithias, the Lutheran Church, Civilian Defense Council, and director of first and life saving in Iowa Falls.

He moved to California and was a member of the California Chiropractic Association since its inception in 1944. He became president of the CCA in 1948, and headed the list for new members in the NCA in 1948-49.

The profession extends sincerest sympathies to Mrs. Halsteen and two daughters, Elizabeth Anne and Laila Marie. Dr. Halsteen's passing is a great loss to chiropractic.

PHOTOGRAPH



L to R: Leo Wunsch, Michael Giammarino, ??, Earl Rich



L to R: Ray Richardson, Earl Rich, Theodore Vladiff, ??, Hilary Pruitt, Michael Giammarino, Loren M. Rogers, Leo Wunsch

1949 (Dec): **JNCA** [19(12)] includes:

- Roy LaLonde, D.C. of Buffalo NY, secretary of the NCCR, authors "Next x-ray symposium" (pp. 24-5)
- Waldo G. Poehner, D.C. of Chicago, research chairman of the X-ray Council, authors "Osteomyelitis" (pp. 25, 60)

1950 (Jan): **JNCA** [20(1)] includes:

- Waldo G. Poehner, D.C., publicity director of X-ray Council, authors "Lumbosacral joints" (pp. 26-7)
- Roy LaLonde, D.C., secretary of NCCR, authors "Symposium April 13-15" (pp. 27, 58, 60)

1950 (Apr): **JNCA** [20(4)] includes:

- Michael A. Giammarino, D.C., president of the National Council of Roentgenologists, authors "Symposium program" (pp. 24-5, 68)

1950 (May): **JNCA** [20(5)] includes:

- "New chiropractic clinic: Dr. Roy LaLonde opens new clinic in Buffalo, N.Y." (p. 60)

1950 (July): **JNCA** [20(7)] includes:

- Waldo G. Poehner, D.C. of Chicago, "Publicity Director of X-ray Council," authors "National convention X-ray program arranged" (p. 22)

1950 (Aug): **JNCA** [20(8)] includes:

- Waldo G. Poehner, D.C. authors "A treatise on ochronosis" (p. 26)
- "How to reproduce an x-ray film" (p. 2)

1950 (Sept): **JNCA** [20(9)] includes:

- Waldo G. Poehner, D.C. authors "A treatise on the sacrum" (p. 26)
- "Report of X-ray convention" (p. 26)
- Michael A. Giammarino, d.c. of Coatesville PA, president of the NCA Council of Roentgenologists, authors "Roentgenology at the convention" (p. 27)

1950 (Oct): **JNCA** [20(10)] includes:

- Michael Giammarino, D.C. appears on cover; photograph:



- L.M. Rogers, D.C. includes bio-sketch of Giammarino (p. 6)
- Waldo G. Poehner, D.C. authors "Exposure principles in the use of x-ray" (pp. 28-9)
- Hilary W. Pruitt, D.C. of Henderson KY, secretary of the National Council of Roentgenologists, authors "Ten reasons for using x-ray in your office" (p. 29)

1950 (Nov): **JNCA** [20[11]] includes:

- Waldo G. Poehner, D.C. authors "New approach to diagnostic roentgenology" (p. 30)

1950 (Dec): **JNCA** [20[12]] includes:

- Waldo G. Poehner, D.C. authors "New exposure technic" (p. 30)
- "Next X-ray symposium, Chicago – May 3, 4, 5" (p. 30)

1951 (Jan): **JNCA** [21[1]] includes:

- Waldo G. Poehner, D.C. authors "A chosen profession" (p. 28)
- Michael A. Giammarino, president of the NCA Council of Roentgenologists, authors "The sacrum base angle" (pp. 28-9)

1951 (Feb): **JNCA** [21[2]] includes:

- Waldo G. Poehner, D.C. authors "Standardized technic" (pp. 30-1)

1951 (Mar): **JNCA** [21[3]] includes:

- Michael A. Giammarino, D.C., president of x-ray Council, authors "Next x-ray symposium" (p. 32)
- "Copying radiographs easily" (pp. 32, 66)

1951 (Apr): **JNCA** [21[4]] includes:

- cover photograph of Theodore Vladeff, D.C. of Detroit, Vp of National Council of Roentgenologists

-L.M. Rogers, D.C.'s editorial (p. 6):

This month our front cover honors Dr. Theodore Vladeff of Detroit, Michigan, vice-president of the National Council of Chiropractic Roentgenologists.

Dr. Vladeff graduated from the Palmer School in 1924 and has been practicing his profession in Detroit since that time where he operates The Chiropractic X-ray and Research Laboratories.

During the past decade he has specialized in the study of roentgenology, particularly in precision placement and precision interpretation. Dr. Vladeff invented the first new and original equipment in the X-ray field which has proved itself to be a remarkable aid to chiropractors. It is the Vladeff Full Spine Precision X-ray Turntable. He is the originator of Postural Full Torso Spinography and the developer of the Fixation Theory which has met with such wide acclaim among chiropractic roentgenologists.

He received the first Dr. Edling Gold Medal Award, presented by the Michigan State Chiropractic Society in 1941-42, and was awarded the Service Bar of Merit for the most meritorious research in spinography in 1942-43.

He was honored, in 1947 and 1948, by the NCA for distinguished and unselfish service to the profession. He was also chosen as general chairman of the National Chiropractic Convention which will be held in Detroit the week of July 22, 1951.

Dr. Vladeff has always been active in association affairs, being past director and vice-president of the Michigan State Chiropractic Society. He is at present vice-president of the National Council of Chiropractic Roentgenologists. He is also active in civic affairs, being a member of the Kiwanis Club and Masonic Lodge of Detroit.

His contributions to the profession have been legion, among them the donation of the Vladeff Precision X-ray Turntable equipment to the Lincoln, National, Canadian, Carver and Los Angeles Chiropractic Colleges, through the Chiropractic Research Foundation.

Dr. Vladeff's hobbies are golf, fishing, bowling and horticulture. He is married and his charming wife, Mildred, is loved by all who are privileged to know her. They have two fine daughters, Marva and Donna, who, from all reports, keep the good doctor and his wife busy keeping abreast of their thinking.

We salute you, then, "Ted," for the grand fellow you are and for the many contributions you have made to your chosen profession.

- Hilary W. Pruitt, D.C. of Henderson KY, secretary of X-ray Council, authors "X-ray symposium in Chicago May 3, 4, 5, 1951" (pp. 26, 58)

1951 (May): **JNCA** [21[5]] includes:

- cover photo of Hilary W. Pruitt, D.C.

-L.M. Rogers, D.C. authors editorial (p. 6); includes:

This month we honor Dr. Hilary W. Pruitt, of Henderson, Kentucky, vice president of the National Council of Chiropractic Roentgenologists.

Hilary W. Pruitt was born in Henderson, Kentucky, on November 28, 1914. He received his preliminary education there and was graduated from high school in Anniston, Alabama, in 1932. He was married to Marie Eblen Sights, a native of Henderson, on June 11, 1933.

He later enrolled at Lincoln Chiropractic College, graduating with honors in April, 1937, and began practice in his home town of Henderson, Kentucky, in July, 1937.

Dr. Pruitt was ordained as a deacon of the First Baptist Church in January, 1939, serving two three-year terms. He was also secretary of the Lions Club from 1940 to 1942.

He has been most successful in practice, moving into new ten-room offices in 1949 at which time he associated with him Dr. Andrew J. Miller, who is still with him.

His popularity with his colleagues is attested by the fact that he served as a director of the Kentucky Association of Chiropractors in 1949-50 and was elected president in 1951. He was also elected secretary-treasurer of the National Council of Chiropractic Roentgenologists in 1950-51.

Dr. Pruitt is a 32nd degree Mason in the Scottish Rite, a member of the York Rite Masons and the Rizpah Shrine Temple, and served as Master of the Lodge in 1948.

His charming wife, Marie, is a constant source of inspiration to him and is chairman of the Board of Directors of the K.A.C. Auxiliary. They have three sons, aged nine months, six and twelve years, so you may know they are busy people in family life as well as professionally and civically.

This fine family lives on a beautiful Kentucky farm where Dr. Pruitt raises livestock as a hobby and devotes all of his spare moments close to nature.

We salute you, then, Dr. Pruitt, as one of the younger generation of chiropractors, who has devoted much time to your profession and will find an ever-increasing demand for your professional leadership qualities through the years.

-Waldo G. Poehner, D.C. of Chicago authors "Further proof of efficacy of x-ray in chiropractic" (p. 30)

-“X-ray equipment and accessories” (pp. 30, 70-1)

-“New device makes x-ray prints in minute” (pp. 71-2)

1951 (Sept): **JNCA** [21(9)] includes:

-Hilary W. Pruitt, D.C. of Henderson KY, secretary-treasurer of x-ray Council, authors “Roentgenology at the Detroit Convention” (p. 30); includes photo & caption:

Dr. M.A. Giammarino, Coatesville, Pennsylvania, is shown presiding at the general educational session on Tuesday which featured lectures pertaining to the roentgenological field.

-Waldo G. Poehner, D.C. of Chicago authors “A study of histoplasmosis: a roentgenological commentary” (p. 31)

-“News flashes: Pennsylvania” (p. 54):

DR. IRA S. MILLER PASSES AWAY

Dr. Ira S. Miller, of Hanover, Pennsylvania, died of coronary occlusion on June 15, 1951, after a long career of active practice in Hanover. His nurse, Mrs. May Stine, has remained faithful to his practice and it is now being carried on by Dr. Samuel A. Conway.

Dr. Miller was extremely active in many associations for the profession and played a big part in promoting the new bill in Pennsylvania whereby chiropractors shall be licensed under their own law by their own board.

Dr. Miller was graduated from the National College of Chiropractic and opened practice in his home town of Hanover where he practiced for approximately thirty-five years. HE was a member of the National Chiropractic Association, the Pennsylvania Chiropractic Society, and was active in the National Council of Roentgenologists of the NCA. Many other groups and associations enjoyed his hearty support and he was loved and admired by all with whom he came into contact.

He is survived by his widow, Mrs. Mary Miller; two sisters, Mrs. Elmer Herr and Mrs. Levi Diller; two brothers, Clarence and Amos

Miller; and a daughter, Mrs. Alva Bender. – Submitted by Dr. Samuel A. Conway.

1951 (Oct): **JNCA** [21(10)] includes:

-Earl A. Rich, D.C. of Lincoln College authors “Osteochondritis studied radiologically” (pp. 32-3, 52, 54)

1951 (Dec): **JNCA** [21(12)] includes:

-cover photograph of Leo Wunsch, D.C. of Denver, VP of National Council of Chiropractic Roentgenologists:



-L.M. Rogers, D.C.'s editorial re: **Leo E. Wunsch** (p. 6):

This month we honor Dr. **Leo E. Wunsch**, of Denver, Colorado, vice-president of the National Council of Chiropractic Roentgenologists. Dr. Wunsch was born in Denver on September 12, 1894, just one year and one week before the first chiropractic adjustment was given by Dr. Daniel David Palmer.

He was graduated from North Denver High School and traveled the Orpheum Circuit for a number of years with his parents, who were theatrical people.

Dr. **Wunsch** attended Colorado University at Boulder and became engaged in the practice of pharmacy in 1912. He was **graduated as a registered pharmacist** in 1916 and also earned a degree in Pharmaceutical Chemistry and managed one of the largest prescription pharmacies in Denver.

He served in World War I and was commissioned in aviation, where he was injured. He was transferred to the Medical Department at Camp Travis, where he had charge of the medical supply depot and served as a part-time anesthetist.

After the war Dr. **Wunsch** studied chiropractic at the PSC and was graduated in 1922. He engaged in research in radiology at the Rockefeller Foundation for a period of four years. He then opened an office in Denver, where he has been engaged in general practice and also has operated an outstanding diagnostic X-ray laboratory for the past twenty-nine years.

Dr. **Wunsch** has lectured extensively on Radiology at both state and national conventions since 1937. He has served as president of the Colorado Chiropractic Association and at present is vice-president of the National Council of Chiropractic Roentgenologists, having been recently elected in Detroit.

His chief interest, outside of lecturing and music, are his two sons, **Leo E. Wunsch II** and John Robert. **Leo II** will be graduated from

the Lincoln Chiropractic College in 1952 and after some post-graduate study, will become associated with his father. John is now attending Officers Naval Training School in Pensacola, Florida, and will finish his naval aviation course in 1952.

We trust we are not revealing a secret, but if so here 'tis. "Dr. Leo" and Miss Grace Howard, his charming and efficient secretary for lo these past twenty-five years, are being married in November (date unknown by editor) and will spend their honeymoon in Hawaii. We wish them God speed and many years of happy and fruitful life together. To us it appears like an ideal match.

We salute you then, "Dr. Leo," for your fine professional attitude and your many contributions to your chosen profession.

-A. Otchin, B.S., D.C. of Detroit, a CINY grad & member of National Council of Roentgenologists, authors "X-ray examination of the gall bladder" (pp. 21-3, 66)

PHOTOGRAPH



James O. Empringham, D.C., M.Sc., Chairman, Department of Radiology, Los Angeles College of Chiropractic ([Aesculapian, 1951](#))

1952 (Feb): **JNCA** [22(2)] includes:

-“Official X-ray Symposium program: National Council of Roentgenologists, March 6th, 7th and 8th, 1952, Statler Hotel, St. Louis, Mo.” (pp. 24-5)

1952 (May): **JNCA** [22(5)] includes:

-Hilary W. Pruitt, D.C., secretary of NCCR, authors “Report of seventh annual x-ray symposium” (pp. 28-9); includes photograph & caption:



From left to right, sitting: Dr. M.A. Giammarino, Coatesville, Pa.; Dr. Leo E. Wunsch, Denver, Colo.; Dr. Theo. Vladeff, Detroit, Mich.; Dr.

H.W. Pruitt, Henderson, Ky.; Dr. Waldo G. Poehner, Chicago, Ill.; Dr. L.P. Rehberger, Highland, Ill. Standing: Dr. Ralph Powell, St. Louis, Mo.; Dr. Earl A Rich, Indianapolis, Ind.; Dr. Roland Kissinger, Chicago, Ill.; Dr. Joe Janse, Chicago, Ill.; Dr. D.W. MacMillan, Wellan, Ontario, Canada; Dr. Carl Cleveland, Jr., Kansas Ciy, mo.; Dr. L.M. Rogers, Webster City, Iowa; Dr. James W. Long, Freeport, N.Y. Photo shows officers of council (seated) and speakers (standing) at symposium.

-“Dr. Harry R. Bybee, Sr., Passes” (p. 58):

Dr. Harry Rainey Bybee, 61, a practicing chiropractor in Norfolk, Virginia, for 41 years, who gained national recognition as president of the National Chiropractic Association, died on April 4 at 9:05 p.m. at his residence, 730 Westover Avenue, after an illness of several weeks.

Dr. Bybee was born in Lancaster, Ohio, February 18, 1891, the son of the late Dr. Burt H. Bybee, also a chiropractor, and Mrs. Clara H. Bybee. He was the husband of Mrs. Lucile Perryman Bybee.

A graduate of Michigan College of Chiropractic, he began practice in Norfolk in 1911. He maintained offices in the New Monroe Building.

Besides heading the NCA, he was a past president of the All Southern States Association, a past president of the Tri-State Chiropractic Society, a past president of the Virginia Chiropractic Society, and was an official of the National Council of Chiropractic Roentgenologists.

Active in civic pursuits, he was a 32nd Degree Mason, a member of Khedive Shrine Temple; a Knight Templar; a past chancellor commander of the Knights of Pythias, and a member of the Cavalier Yacht and Country Club. He was a member of the First Baptist Church.

While president of the National Chiropractic Association, he was presented the key to the capital city in Washington by Representative Harold Louvre.

Among his outstanding clientele were Billy Sunday, Gen. John J. Pershing, Frank Sinatra, Billy Southworth, and more lately Phil Rizzuto, Yankee short-stop, and Al Jolson.

Besides his wife, surviving are one son, Dr. Harry Rainey Bybee, Jr., of Norfolk; two daughters, Mrs. W.S. Portlock, Jr., of Ingleside, Norfolk County, and Mrs. Stanley V. Puidokas, of Virginia Beach; two granddaughters, Lucile B. Portlock and Roberta Bybee; two grandsons, W.S. Portlock, III, and Harry R. Bybee, II; and one brother, Dr. R.V. Bybee, of Richmond.

The body was removed to the Cox Funeral Home, where funeral services will be conducted Monday at an hour to be announced, by the Rev. R. Stuart Grizzard, pastor of the First Baptist Church. Burial will be in Forest Lawn Cemetery. – Taken from Norfolk Virginian-Pilot, Saturday, April 5, 1952.

1952 (Sept): **JNCA** [22(9)] includes:

-cover photo of A.H. Shafer, Jr., D.C.

-R.E. Guenther, D.C. of Gainesville FL, member of NCCR, authors “Interpetation in sectional spinography” (pp. 26-8, 58, 60, 62)

1953 (Jan): **JNCA** [23(1)] includes:

-Hilary W. Pruitt, D.C. of Henderson KY, secretary-treasurer of NCCR, authors “Timely reflections on the need for spinal research” (pp. 28-9, 54, 56, 58)

1954 (July): **JNCA** [24(7)] includes:

-photograph & caption (p. 40):



Among those attending the annual convention of the Connecticut Chiropractic Association May 16 and 17 in Bridgeport were (l to r): Dr. John S. Gray, 1954 convention chairman of the Connecticut Chiropractic Association; Dr. Herman S. Schwartz, president of the National Council on Psychotherapy; Dr. Arthur E. Anderson, president of Connecticut Chiropractic Association; Dr. Harry K. Sproviero, secretary-treasurer of Connecticut Chiropractic Association; Dr. Justin C. Wood, Chairman, Executive Board of Directors of NCA; Dr. M.A. Giammarino, past president of the National Council of Roentgenologists.

1956 (June): **JNCA** [26(6)] includes:

-Oliver M. Krogh, D.C. of Omaha, president of the National Council of Roentgenologists, authors "A report of the eleventh annual x-ray symposium at West Palm Beach, Florida" (pp. 21, 74); includes photograph and caption:



Among those attending the X-ray Symposium held April 5-7 in West Palm Beach, Florida were (l. to r.): Dr. Frank G. Ploudre, Dr. Earl A. Rich, Dr. Claude A. Henderson, Dr. W.H. Lysne, Dr. Hilary Pruitt, Dr.E.A. Fox, Dr. A.H. Shafer, Jr., Dr. Herman Ulrich, Dr. M.A. Giammarino, Dr. E.L. Kropf, and Dr. O.M. Krogh.


PHOTOGRAPH



First NCCR x-ray certification exam, at Omaha, 1958; Janse seated in suspenders, Giammarino handin paper to Duane Smith, board member; Earl Rich is seated at table directly behind Janse



First NCCR x-ray certification exam, at Omaha, in 1958; Janse seated in suspenders, Earl Rich seated at table behind Janse, Leo Wunsch standing behind Earl Rich, Giammarino standing at rear of phone speaking on phone; Duane Smith, board member/examiner, seated on Janse's left; bald headed man in front is James McCarthy



Amedeo Vampa, Jr., D.C. (Aesculapian, 1960, p. 12)

1957 (Oct): **ICA International Review** [12(4)] includes:

-P.A. Remier, D.C., Ph.C., chairman of ICA's Radiation Control Committee, authors "N.Y. x-ray ban may spread" (pp. 8-9)

1958 (Apr): **ICA International Review of Chiropractic** [12(10)] includes:

-P.A. Remier, D.C., Ph.C., chairman of ICA's Radiation Control Committee, authors "What to do about radiation" (pp. 6-8); includes:

...New York is the only state that prohibits the chiropractor from taking X-rays, but 12 other states now require X-ray equipment to be registered with the Health Department. Many state codes have given the State Health Commissioner the authority to act in this respect if he so desires. This could be a political scheme.

-“Obituaries” (p. 47) include:

...Waldo G. Poehner, D.C., 68, of Chicago. Dr. Poehner graduated from the Palmer School of Chiropractic in 1918...

1958 (Sept): **ICA International Review of Chiropractic** [13(3)] includes:

-“Obituaries” (p. 31) includes:

Warren L. Sausser, D.C., 64, of Southampton, Long Island, N.Y. Dr. Sausser was a PSC graduate and conducted an X-ray

laboratory in New York for 334 years. In 1933 he developed the first X-ray films of the entire body.

1958 (Oct): *ICA International Review of Chiropractic* [13(4)] includes:

-“Ban against x-ray postponed in N.Y.” (p. 27):

New York (ACP) – A postponement of the ban against the use of X-rays in Chiropractic has been won in New York state.

The deferment will remain in effect until the dispute over the right of chiropractors to use X-rays in the state is settled by court trial.

New York State Health Department representatives, meanwhile, are calling on chiropractors in New York and are making inquiry in regard to their X-ray equipment and their usage of it.

1958 (Dec): *ICA International Review of Chiropractic* [13(6)] includes:

-“Ontarians request refresher course” (p. 25):

Five resolutions to strengthen the Ontario Chiropractic Association and to stimulate public confidence were approved by Canadian doctors of Chiropractic at their recent convention in Toronto. The resolutions included:

1. A recommendation to the board of directors to make **periodic refresher courses compulsory for license renewal**.

2. Establishment of a committee to **inspect the installation of X-ray equipment and its use by chiropractors** to insure that radiological standards of safety are maintained.

3. Control and discipline of the few individuals within the profession whose unethical actions and **unfounded claims** undermine the reputation of the whole profession.

4. Creation of a committee to determine standards for the establishment of clinics.

5. An invitation to newspaper editors and others who disseminate news to make use of the experience and facilities of the Chiropractic profession when handling news releases regarding Chiropractic procedures.

1959 (Jan): *ICA International Review* [13(7)] includes:

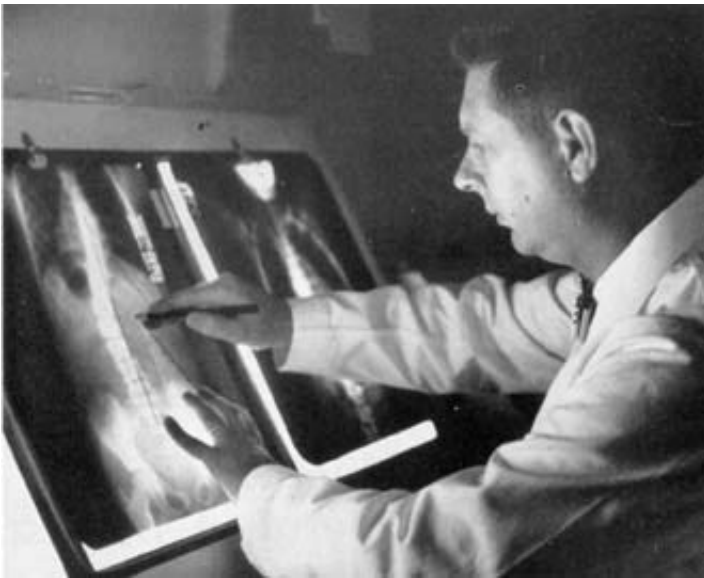
-A.E. Lill, D.C. authors “Kentuckiana Children’s Center... a doorway of hope for the handicapped” (pp. 4-5, 25); many photographs and text:



“Dr. Lorraine Golden, director of the Kentuckiana Children’s Chiropractic Center shows Dr. A.E. Lill, third vice president of the ICA, a case history of a crippled youngster receiving free care. Studying cases before a staff conference are Drs. Carroll Ohlson (glasses), E.B. Myers (front right), Lewis Bowles (center) and C.N. Porter.”



“Dr. Ralph Stensel (above) checks Joyce Riley, a polio patient, with the assistance of Mrs. Beverly Jones. Joyce’s mother, Mrs. J.T. Riley, watches the examination. Below, Dr. Lewis Bowles, assistant director of the X-ray Department, and Mrs. Minnie Bruner prepare James Wood, a polio patient, for X-ray.”



“Dr. Harry Piatt analyzes the spinal distortions of a child receiving care at the Kentuckiana Children’s Center.”

Dr. A.E. Lill, Belleville, Ill., author of this article, is the third vice president of the International Chiropractors Association. He was elected to the board of control in 1945 and has served on various committees since that time. Dr. Lill is presently chairman of the legal affairs committee and a member of the sales committee. He is a 1923 graduate of the Palmer School of Chiropractic.

A year ago the Kentuckiana Children’s Chiropractic Center was established in what was once a shabby out-dated building leased from the United States Government. This was accomplished through selfless and dedicated efforts of a group of people led by a Louisville chiropractor, Dr. Lorraine Golden.

Dr. Golden has modestly and tirelessly carried her dream into reality, and dedicated her efforts to extending hope and courage to handicapped children and their parents. Kentuckiana is the only children’s chiropractic clinic in the nation that is non-profit and non-sectarian. It is chartered by the state of Kentucky, and is authorized by the Louisville Public Welfare Department under permit No. 1437, to conduct appeals for funds. Contributions to the Center are tax free.

Their policy is “THINKING TALL” and their objectives are:

1. To provide corrective Chiropractic care to every handicapped child whose parents are unable to pay for service.
2. To co-operate with all public, private and religious agencies; federal, international, state and local institutions and departments of health and education.
3. To advise and aid parents in solutions of their problems and to coordinate the efforts and activities of these groups.
4. To provide research data regarding the handicapped and thus contribute knowledge for assistance in the future.

Professional services are given free by more than 50 outstanding Doctors of Chiropractic in the Louisville area. They have given their spare time for many weeks to help get the Center on its feet.

The 255 members of the Ladies Lend-A-Hand Society have taken over many of the operational tasks. They have given their time generously and have contributed equipment in various ways. Two hundred dollars was given toward laboratory equipment, bucky and shield for X-ray room, draperies, sheets, and kitchen supplies. These women have worked tirelessly in fund drives to help further the cause.

The Center is already taxed to the limit. A waiting list has been established for children who need health care. The only requirement for admittance is that the patient must be a child and must be in need of help. Care is free, and 90 children are receiving care at the Center now. More than 400 are on the waiting list. These 400 must wait

until expanded facilities enable the Center to admit them. All care is on outpatient basis, and several of the children must make long automobile trips every week and sometimes twice a week for their Chiropractic care.

Weekly conferences are held with the parents of the patients and daily reports are submitted by parents at the end of each week. These reports are carefully integrated with clinical statistics so that the doctors may decide precisely what care is needed.

At present the Center functions on Mondays and Thursdays. Every fifth Thursday the staff doctors meet to correlate the records and the progress of patients.

The unique operation of the clinic would fascinate even the experienced practitioner; smoothness in fitting the young patients into the routine was outstanding.

The thoroughness and personal interest with which each detail is emphasized is a tribute to the fine leadership and high caliber of the personnel. A visit to this Clinic is an inspiring experience, and to talk with the staff doctors gives one a feeling of great hope and courage for the profession as a whole.

Active support and contributions to this Clinic will help speed the needed expansion and assist the research needed in furthering our professional aims and objectives. Additional equipment and services are required at Kentuckiana to take advantage of added facilities already made available by the United States Government.

It was indeed a privilege for Mrs. Lill and me to be afforded the opportunity of making this visit. We feel it a pleasure to be able to present to others our impressions of the Center. The worthwhile work being carried on here by these few will undoubtedly be of great value to many in the years to come, and should by all means encourage others to think seriously of contributing to the cause.

The business management of this Center is conducted by a group of Louisville business and professional men. Further information may be obtained by writing: The Kentuckiana Children’s Center, Inc., Old Nichols General Hospital, Building T-10, Louisville, Ky.

-“A new approach to mental health care: Vermont D.C.’s urge chiropractic care in state institutions” (pp. 8-9); discusses Donald B. Mears, Sr., D.C.’s work in classifying mental illness according to x-ray findings

1962 (Sept/Oct): ***Digest of Chiropractic Economics*** [5(2)] includes:

-“Tradition continues at Spears Hospital seminar” (pp. 8-9); includes photo of Spears nephews and W.O. Womer, D.C., radiologist

1962 (Nov/Dec): ***Digest of Chiropractic Economics*** [5(3)] includes:

-“College reports” (pp. 12-4, 39) includes:

CLEVELAND

Cleveland College is proud to announce that at its last enrollment date, we had the largest Freshman class since the “GI” Boom.

Plans are now being made for the Cleveland Chiropractic College Homecoming, Saturday and Sunday, December 1 & 2, 1962. Cleveland College will celebrate its 40th Anniversary with groundbreaking ceremonies for the new clinic and classroom building.

Dr. E.B. Stalling, the President of the Cleveland Chiropractic College Alumni Association, announced that in addition to the new development just mentioned, that the Alumni Association had appropriated funds to remodel the Assembly Building.

There have been several meetings with the architects and it is believed that the remodeling will be completed before the start of the new January class.

The Homecoming will feature Dr. Marcus Bach of Iowa, Professor at the University of Iowa, world-wide researcher, lecturer, and author, and recipient of the “Charles Sergel National Award.” Dr. Devere Biser of Texas, President of the National Council of Chiropractic Examining Boards and Second Vice-President of the

International Chiropractors' Association. Dr. L. Ted Frigard of California, recipient of the "B.B. of 1962 Award," and a contributor to SHARE Magazine. Dr. James W. Parker of Texas, President of the Parker Research Foundation, and President of the Parker School of Practice Building. Dr. C.S. Cleveland, Sr. of California, the President and Founder of Cleveland Chiropractic College, and **Cineroentgenography** (X-ray moving pictures) of various regions of the spine, the first time seen in this country, and narrated by Dr. C.S. Cleveland, Jr., Dean of Cleveland College. There also will be a number of other fine speakers.

Cleveland Chiropractic College expects 1963 to be the most outstanding year in its history.

1963 (Jan/Feb): **Digest of Chiropractic Economics** [5(4)] includes:

-"World queen of posture contest will discontinue use of x-rays; Logan College, St. Louis, to host finals" (p. 32):

The Chiropractors World Queen of Posture Pageant Finals will be held at the Logan Basic Chiropractic College and IBTRI Convention, St. Louis, Missouri, the 25, 26, 27 and 28, of July 1963.

Final plans for this growing event have just been completed, Dr. O'Dell announced. Dr. O'Dell, founder and executive director of the Pageant said there will be no x-ray films of candidates required this year.

The committee which formerly judged the x-ray film will judge each entry in bathing suit (semi-public) using visual, live posture devices of their own choosing.

Dr. William Coggins, President of Logan College said, "We are most pleased to have the World Finals back in St. Louis, the contest's birthplace, in conjunction with our annual Logan-IBTRI Assembly."

"We hope every state will send an entry to the Finals. With no x-ray required this year it will be easy for each state and province to send their entry."

First Prize: \$500.00 Cash, \$1,000 Scholarship, travel and trophy. Each finalist appearing in St. Louis will receive a \$500.00 Chiropractic Scholarship.

This is the ninth annual Chiropractors Posture Pageant, and it continues to succeed in the objectives for which it was originally created, 1. The education and information of the public. 2. The advancement of unification of the profession.

Since the entire profession will benefit from results of the contest, we earnestly ask for cooperation of all doctors of Chiropractic.

Further details may be had by writing Dr. Clair O'Dell, Executive Director, Chiropractors World Queen of Posture Contest, 14390 Fort Street, Wyandotte, Michigan. Or by calling AV-42828-AV-42829.

1963 (Feb): **JNCA** [33(2)] includes:

-Henry G. Higley, D.C., director of NCA Dept. of Research & Statistics, authors "Research of the cervical syndrome" (pp. 28-31, 65-6; includes photo (p. 30) of Earl Rich, D.C. conducting cineroentgenography at Lincoln College, using equipment funded by FACE

1963 (Apr): **ICA International Review** [17(10)] includes:

-"Columbia Institute opens x-ray research program for D.C.s" (pp. 30-1):

At a meeting of the Faculty Advisory Board of the Columbia Institute of Chiropractic has established a program of research in radiography under the direction of Dr. Ralph M. Littman.

Phase 1 of this program will be to establish a Central X-ray Library. It is the intention of our staff to include films depicting dislocations, congenital anomalies, osseous and soft-tissue pathologies and various spinal distortions. All material compiled will be used in conjunction with our under-graduate programs in X-ray and also presented at our graduate seminars.

The school is requesting cooperation from the profession and suggesting that all chiropractors who have films denoting the above conditions donate these valuable plates to our Central X-ray Library.

Many thousands of excellent roentgenographic specimens are currently occupying file space in offices throughout the country. These films could be put to excellent use in the best interest of our profession.

Briefly, the X-ray Library will operate in this manner: Films donated by the Doctor of Chiropractic will be regarded as a loan. The custodian of the Library will be responsible for storage and maintenance of their property. Should the doctor wish to recall an X-ray that he has donated, it will be returned to him by registered mail immediately upon his request. A certificate indicating participation in this program will be issued to all doctors who cooperate. Each film will be appropriately identified indicating the donor's name and address.

Plans are also being developed to provide rare films on a loan basis to other chiropractic colleges.

We respectfully request that any doctor who desires to donate films for this program write to the COLUMBIA INSTITUTE OF CHIROPRACTIC, 261 West 71st Street, New York 23, N.Y. (Attention: Central X-Ray Library).

1963 (June): A. Vampa DC is a "certified chiropractic roentgenologist and Director, LACC Outpatient Clinic X-ray Laboratory at 920 E Broadway, Glendale (Carlson, 1963)

1963 (June): **JNCA** [33(6)] includes:

-"News flashes: New York" (pp. 46, 48):

Letter by Governor Rockefeller Endorses Bill

Governor Rockefeller, prior to passage of chiropractic legislation, made public the following letter:

The Honorable Joseph F. Carlino

Speaker of the Assembly

Assembly Chamber

The Capitol

Albany, New York

Dear Speaker Carlino:

My purpose in writing is to set forth the facts leading to my recommendation that the Peterson-Rules Committee Bill providing for the licensure of chiropractors be enacted.

For many years, chiropractors in this state have been practicing without regulation, with restrictions, and without requirements for adequate training. Efforts by law enforcement officers to prevent their unlicensed practice have not been successful in the courts. Moreover, since New York State is one of the four states that do not license chiropractors, there is the real danger that the state has become a haven for those unqualified practitioners unable to obtain licenses in other states. Persons today seeking chiropractic treatment thus have no assurance that they are being treated by trained practitioners.

In the fact of these persisting circumstances dangerous to the public health, I announced, at the end of last year's legislative session, that I would (1) bring together representative doctors of medicine, doctors of osteopathy, chiropractic practitioners, and officials of the State Health Department and the State Education Department to examine the chiropractic licensure problem in the state, and (2) ask them to develop recommendations for a proposal to be introduced at this legislative session that would be equitable to the groups involved and in the best interests of the health of the people of the state.

Following my public statement last year:

1. Representative doctors of the State Medical Society, including its executive vice-president, met with me in the spring and undertook this assignment.

2. They then met with representative doctors of the State Osteopathic Society in the summer and jointly proposed that, if chiropractors were to be licensed by the state, it should be on the basis of the same educational and examination standards as doctors of medicine and doctors of osteopathy, but with specific limitations on the scope of their practice.

3. Working from this proposal, the representative doctors of these two societies participated in lengthy discussions and recommended detailed provisions for inclusion in a draft bill which later became the present Peterson-Rules Committee Bill.

4. In January, representatives of the State Health Department and State Education Department, and representative doctors of the State Medical Society and State Osteopathic Society, met with representatives of the Chiropractic Association to discuss the question of licensure and the principal provisions of a draft bill which are now contained in the Peterson-Rules Committee Bill. At that time, the proposal was silent and left open for later resolution any provision governing the use of X-ray.

5. Representatives of all three medical, osteopathic, and chiropractic groups subsequently met separately with Sol Neil Corbin, my counsel, later in January, to discuss the proposed bill. These representatives of the Medical Society and Osteopathic Society expressed no concern with its licensing and regulatory provisions, except for the inclusion of any provisions permitting the use of X-ray. Representatives of the Chiropractic Association proposed certain of the licensing and regulatory provisions, and urged the inclusion of provisions permitting the unrestricted use of X-ray.

6. Following these meetings, the State Department of Health undertook the drafting of strict X-ray provisions required to protect the public against excessive radiation and gonadal exposure to X-ray.

7. The State health Department's proposal on the strict use of X-ray was then incorporated verbatim in the proposed bill, following discussions with representatives of the State Medical Society.

8. Immediately prior to the introduction of the Peterson-Rules Committee Bill on February twentieth, representatives of the Medical Society met with me and expressed no concern with its licensing and regulatory provisions, except for those relating to X-ray. They did admit, however, that these X-ray provisions, enforced by the commissioner of health, would protect the public against excessive radiation and gonadal exposure.

Thus, representatives of the State Medical Society, including some of its officers, were consulted and participated in the preparation of the Peterson-Rules Committee Bill at every state of its development.

The Peterson-Rules Committee Bill is realistic and sound. It acknowledges the widespread practice of chiropractic in the state, and provides a system of licensure and regulation designed to establish high standards of competence for the protection of the public.

Among the most significant provisions of the bill are:

*Creation of a seven-member Board of Chiropractic Examiners, appointed by the Board of Regents, which would include a doctor of medicine, a doctor of osteopathy, and an educator among its members.

*Educational requirements as a prerequisite to licensure, consisting of two years of college and four years of resident study at a school of chiropractic approved by the State Education Department.

*Licensure on the basis of examinations in seven basic science subjects, the use and effects of X-ray, and the practice of chiropractic. The examination in the seven basic science subjects would be the same as that prescribed by the Board of Medical Examiners for doctors of medicine and doctors of osteopathy. The examination in chiropractic and in the use and effects of X-ray would be prepared by the Board of Chiropractic Examiners.

*Grandfather provisions deemed adequate and, at the same time, equitable with respect to those who have been engaged in the practice of chiropractic.

*Restricting the use of X-ray to (a) diagnostic purposes, (b) persons over eighteen years of age, and (c) a level above the top of the first lumbar vertebra, which restrictions would be enforced by the Department of Health.

*Suit by the attorney general to enforce any violation of the bill.

There have been gross misrepresentations concerning a second bill which has been introduced solely to make technical legal amendments to the Peterson-Rules Committee Bill. This second bill

simply conforms the "grandfather" provisions to those in the Peterson-Rules Committee Bill governing persons who have never before practiced chiropractic in the state. The Peterson-Rules Committee Bill provides that the proposed Board of Chiropractic Examiners shall prepare the examination in the use and effects of X-ray. The second bill merely makes clear, without substantive change, that this Board shall also prepare the X-ray examination questions for the "grandfathers," namely those chiropractors who have been practicing in the state for two years or more. The X-ray examination, as in all other subjects, would be administered by the Education Department.

In summary, it is my firm conviction that a system of chiropractic licensure and strict regulation is necessary at this time, and that the Peterson-Rules Committee Bill should be promptly enacted.

In the interests of reason and enlightenment, you may feel free to read this letter at the opening of the Rules Committee hearing today.

Sincerely,

(signed) Nelson A. Rockefeller
Governor of New York

Editor's note: As reported in last month's Journal, chiropractic was regulated by the state legislature of New York, passing both houses by great margins. Governor Rockefeller signed the bill on April 30, 1963, thus making New York the forty-seventh state to license doctors of chiropractic.

1963 (July/Aug): **Digest of Chiropractic Economics** [6(1)] includes:

-A.E. Homewood, D.C. authors "Chiropractic jurisprudence: your x-rays in court" (pp. 18-9)

1963 (Aug): **JNCA** [33(8)] includes:

-H.F. Achenbach, secretary-treasurer of NCA, authors "National convention dedicated to professional unity and advancement" (pp. 9-22, 62, 64, 66-7); many photographs, including:



Dr. Earl A. Rich, project director, NCA Department of Research and Statistics, Lincoln Chiropractic College, Indianapolis, Ind., previewed new research films which were made by cineroentgenography. Films taken by the research unit initiated a tremendous advance in roentgenology and chiropractic research.

1963 (Sept/Oct): **Digest of Chiropractic Economics** [6(2)] includes:

-A.E. Homewood, D.C. authors "Chiropractic jurisprudence: your x-ray in court" (p. 20)

-John A. Glasin, D.C. authors "Relative mechano-anatomical spino-pelvic x-ray analysis" (pp. 22-5)

-Earle Downing, D.C. authors "X-rays and your examination in liability cases" (p. 28)

1963 (Nov/Dec): **Digest of Chiropractic Economics** [6(3)] includes:

-John A. Glasin, D.C. authors "Relative mechano-anatomical spino-pelvic x-ray analysis, Part 2" (pp. 17-8, 20-1)

-A.E. Homewood, D.C. authors "Chiropractic jurisprudence: your x-ray in court, Part 3" (p. 22)

1964 (Jan/Feb): **Digest of Chiropractic Economics** [6(4)] includes:

-John A. Glasin, D.C. authors "Relative mechano-anatomical spino-pelvic x-ray analysis, Part 3" (pp. 25, 28-9)

1964 (Mar/Apr): **Digest of Chiropractic Economics** [6(5)] includes:

-John A. Glasin, D.C. authors "Relative mechano-anatomical spino-pelvic x-ray analysis" (pp. 14-5))

1964 (May/June): **Digest of Chiropractic Economics** [6(6)] includes:

-"College reports: Los Angeles" (p. 22) includes:
...Dr. Gonstead of Mount Horeb, Wisconsin, will be conducting a special lecture series for the faculty and senior students of L.A.C.C. on June 8th and 9th. He will be demonstrating his approach to X-Ray interpretation and adjustive techniques.

1964 (Sept): **ACA Journal of Chiropractic** [1(9)] includes:

-"Two revered chiropractic educators pass on" (p. 38):

Dr. Kissinger Succumbs to Heart Attack

On the morning of August 6, Dr. R.N. Kissinger, director of the Department of Roentgenology of the National College of Chiropractic, died of a heart attack at his home in suburban Chicago. His passing leaves behind his wife, Jeanne, and four precious little daughters ranging from ages 3 to 10.

Dr. Kissinger in private practice was the director of the Logan Square X-ray and Clinical Laboratory. He had been associated with the National College for fifteen years. He was a certified chiropractic roentgenologist and a fellow of the International College of Chiropractors. For over a decade he had stood in exceptional and most able service to the profession. He was a talented and provocative lecturer. His frequent convention and seminar appearances attested to the great demands made upon his time and knowledge. He was unstinting in his readiness to give of his extended knowledge. He disciplined himself to a most vigorous pace of life and work. To him work was a virtue and knowledge a privilege.

The profession and the National College have lost a good friend, associate and teacher.

1964 (Sept/Oct): **Digest of Chiropractic Economics** [7(2)] includes:

-J. Joseph Allen, D.C., Ph.D., faculty member of CIC, authors "Protein and amino acids" (pp. 14-7, 35); includes:

ABOUT THE AUTHOR

During the past 15 years, Dr. Allen has been involved in many research projects. He developed the first systematized method for x-raying multithickness specimens which was published as an article in Industrial Radiography and issued as a reprint for world-wide distribution by the Picker X-Ray Corp. During the Korean War, Dr. Allen served as a Captain in the Medical Service Corps and was Chief of Serology, Bacteriology and Parasitology for the Eighth Army which included all of Korea. While in Korea Dr. Allen isolated a new bacterial strain from Chinese prisoners of war, a citrate positive Shigelli, which was named after him. Correspondence should be addressed to Dr. Allen at 460 N. Potomac St., Hagerstown, Md.

PHOTOGRAPH



Ronald J. Watkins, D.C., Ph.C., F.I.C.C., c1964

1964 (Nov/Dec): **Digest of Chiropractic Economics** [7(3)] includes:

-"Ronald J. Watkins DC authors "Authorities challenge spinal mechanics" (pp. 14-5); includes brief bio of Dr. Watkins, chief of staff of CMCC clinics since 1962:

ABOUT THE AUTHOR

Ronald J. Watkins, D.C., C.C.R., took his degree of Doctor of Chiropractic at Lincoln Chiropractic College in 1942, then entered the U.S. Army Medical Department, where he set up an X-ray Department and taught technicians.

In 1946 he took his Ph.C. at Lincoln on spinal mechanics and served on the Lincoln staff for 18 months as chief of the X-ray Department, teaching advanced technique and serving as supervisor of the Clinic.

From 1947 to 1950 he was a member of the staff of the Canadian Memorial Chiropractic College at Toronto, serving as Clinic director and teaching the senior correlation course.

In 1948 he authored the first section of the C.M.C.C. Technique Textbook and earned his F.I.C.C. for work on neurophysiology.

The years 1950 to 1962 were spent in private practice in Ohio. During this time he won notice as a writer and lecturer. In 1950 he translated and abstracted from the French the three volume work of Prof. J. Tissot on bacteriology, entitled "Constitution des Organismes Animaux et Vegetaux." He also lectured at the New York Academy of Chiropractic on Tissot's work.

In 1952 he was co-author of "Rational Bacteriology" with Verner, D.C., and Weiant, Ph.D. He has been the author of numerous articles for JNCA and other journals since 1948 and lectured at national, state, dominion, provincial and district conventions. He has been a private tutor for licensure board review classes since 1956.

In 1958, Dr. Watkins became a diplomate of the Certification Board, National Council of Chiropractic Roentgenologists. In 1959 he authored "Neurology of Immunization," and in 1960 added to his list of books "Salk Vaccine and the Nervous System."

In 1961 and 1962 he was president of the National Council of Chiropractic Roentgenologists. He was the Waldo E. Poehner Honorary Lecturer at the annual Education Symposium of N.C.C.R.

Since 1962 he has been chief of staff of the C.M.C.C. clinics. He is chairman of graduate studies at the college and professor in the X-ray Department. He has served as consultant in Chiropractic Roentgenology for several insurance companies and to the Chiropractic field generally.

Since 1959 he has also conducted classes as a private tutor in X-ray interpretation.

1965 (May/June): **Digest of Chiropractic Economics** [7(6)] includes:

-J. Joseph Allen, D.C., Ph.D., chairman of x-ray department at Columbia Institute of Chiropractic, authors "Radiation biology" (pp. 18, 20-1, 35)

-full page ad for Fischer chiropractic x-ray (p. 19)

1965 (July): **ACA Journal of Chiropractic** [2(7)] includes:

-"Dr. L.P. Rehberger passes on" (p. 58):

It is with deep regret and sorrow that we report the sudden and untimely death of Dr. L.P. Rehberger of Highland, Illinois, on Wednesday, May 19, 1965.

Dr. L.P. Rehberger, Chiropractor in Highland since 1939, was born in Lebanon on September 30, 1916. He had reached the age of 48 years, 7 months, and 19 days.

He married Charline Virgin in Lebanon on March 1, 1941. She survives with two sons, James and David, both at home.

Dr. Rehberger graduated from the Palmer School of Chiropractic at Davenport, Iowa, and was a past graduate of Missouri Chiropractic College and National College.

Dr. Rehberger spoke at numerous state and national meetings on X-ray procedure and interpretation, and wrote many articles on this subject.

In 1952 he was appointed to the board of the Illinois Medical Examining Commission of which he was still a member. He was also an examiner and board member of the American Council of Chiropractic Roentgenologists, and held a national certification in that field.

In 1960 he was honored by being named Chiropractor of the Year in Illinois.

In 1963 he was elected President pro tem of the American Council on Chiropractic Technique of the American Chiropractic Association.

Dr. Rehberger will not only be missed by his family, relatives, and patients, but by the entire chiropractic profession. – By Dr. H.T. Virgin, D.C.

1965 (July/Aug): **Digest of Chiropractic Economics** [8(1)] includes:

-Paul Smallie, D.C. authors "World-Wide Reports" (pp. 4-7); includes:

LOUISIANA

Dr. Earl Rich, Lincoln College certified roentgenologist, was presented by Atty J. Minos Simon as a chiropractic expert witness in a whiplash injury case. According to an ACA report, "Of primary interest was the introduction of a cine x-ray film of the injured... This is the first time a cine film has been admitted into evidence in federal court. It is also the first incidence in Louisiana where a DC has been admitted as an expert medical witness.

1965 (Nov/Dec): **Digest of Chiropractic Economics** [8(3)] includes:

-ad for Russell Erhardt, D.C., C.C.R. seminar (p. 57)

1966 (Jan/Feb): **Digest of Chiropractic Economics** [8(4)] includes:

-Roy W. Hildebrandt, D.C., x-ray instructor at Palmer College, authors "A digest of radiographic technique" (pp. 12, 14-5); includes **photo** of Dr. Hildebrandt

-full-page ad for Fischer X-ray (p. 13)

-"Lincoln College president on syndicated T.V. program" (p. 59); includes **photo** of Dr. Earl Rich and:

Dr. Earl Rich, President of Lincoln College of Chiropractic, appeared as a featured guest on the Merv Griffin television program January 5th. The program appeared live for the New York City audience and was taped for later showing throughout the United States. Local appearance will depend upon time zone and local program availability.

As the profession's most highly respected investigator in spine and pelvis motion studies, Dr. Rich has produced educational films showing his research work for viewing for chiropractic groups throughout the nation.

Segments of these research films, particularly those portions of a non-technical nature were used in this show together with personal comment and explanation by Dr. Rich.

This appearance on a nation-wide television program was utilized as an opportunity to show the American lay public that the chiropractic profession has engaged in considerable study of spinal motion through the use of cinerentgenology.

1966 (Mar/Apr): **Digest of Chiropractic Economics** [8(5)] includes:

-Roy W. Hildebrandt, D.C., x-ray instructor at Palmer College, authors "A digest of radiographic technique" (pp. 28-); includes **photo** of Dr. Hildebrandt

1966 (Sept/Oct): **Digest of Chiropractic Economics** [9(2)] includes:

-"College reports: Logan College" (p. 36); includes:

...The x-ray seminar for certification was resumed September 10-11 and will continue the second weekend of each month for approximately two years. This seminar was enthusiastically received by the many Doctors in this area, and the first five sessions will be taught by Dr. Russell Erhardt.

1966: **LACC** earns status with CCE; implements residency in **roentgenology** (LACC, 1986)

1967 (Jan): **ACA Journal of Chiropractic** [4(1)] includes:

-"Elections held by American College of Chiropractors" (p. 68):

A second vice-president and two Fellows have been elected to the American College of Chiropractors, Washington, D.C., it was announced by Dr. Frank Crystal.

Dr. Lyndon E. Lee, of Mount Vernon, N.Y., who recently celebrated his fiftieth year in practice, has been elected second vice-president of the college.

Elected as Fellows of the college are Dr. Earl A. Rich, president of Lincoln College of Chiropractic, Indianapolis; and Dr. William N. Coggins, president of Logan College of Chiropractic, St. Louis.

Dr. Crystal noted that these men were elected Fellows for their outstanding accomplishments in the field and their untiring efforts to further the art and science of chiropractic.

1967 (Aug): **ACA Journal of Chiropractic** [4(8)] includes:

-Sol Goldschmidt, D.C. authors "Personality interview" (pp. 16-18), which is conversation with 1927 UCC grad Fred Illi, D.C. in Geneva, Switzerland; many **photos**, including those of Illi and of Goldschmidt

-Donald G. Hariman, D.C., D.A.C.B.R. of Grand Forks ND authors "The Roentgenologist in chiropractic practice..." (pp. S-54 – S-55)

1967 (Sept): **JCaCA** [24(3)] notes:

-"CHIROPRACTIC LOSES A LEADER"; obit & **photo** for Earl Rich DC (pp. 8-9):

Dr. Earl A. Rich, President Emeritus of Lincoln Chiropractic College, died at his home in Indianapolis, Indiana on August 6, 1967 after a prolonged illness. He was 46 years of age and is survived by his wife, Mary, a son, his mother and a sister.

Dr. Rich attended Indiana University and was a 1942 graduate of Lincoln Chiropractic College. He spent three and one half years in the Army Medical Department serving as an X-ray technician and instructor. His association with Lincoln began in 1946 as an instructor and later as chief of roentgenology section until 1955, when he accepted the position of Secretary of the college. In 1962 he was advanced to vice-president and became president in 1965.

He was elected a diplomate of the American Board of Roentgenologists in 1958, appointed cineroentgenological research director of the American Chiropractic Association in 1962 and was a member of the American Chiropractic Council of Education. He authored "Radiography and Diagnostic Roentgenology," and "Atlas of Clinical Roentgenology." He was a member of the American Chiropractic Association, Masonic Lodge 312, Scottish Rite and the Shrine, Phi Delta Theta and Delta Tau Alpha Fraternities, and held a fellowship in the International College of Chiropractic.

An Earl A. Rich Memorial Fund has been established.

PHOTOGRAPH



Earl Rich, D.C.



Clockwise from left: Duane & Mrs. Smith; Michael Giammarino; Donald Hariman; Mrs. & Virgil Good (Cinn.); Joseph Howe; at the Huntington Sheraton (CA?) in 1968

1968 (Jan/Feb): **Digest of Chiropractic Economics** [10(4)] includes:

-Ole H. Jochumsen, D.C. authors "Radiographic investigation of functional spinal scolioses" (pp. 28-9); includes introduction by Lyman C. Johnston, D.C. of CMCC

1968 (Mar/Apr): **Digest of Chiropractic Economics** [10(5)] includes:

-"Lincoln College director speaks at National Center of Radiological Health" (p. 27); includes photo of Thomas M. Goodrich, D.C. and Jerome I. Levine at Lincoln x-ray department

1968 (May/June): **Digest of Chiropractic Economics** [10(6)] includes:

-"Upper cervical convention held in Monroe, Mich." (p. 38):

The National Upper Cervical Chiropractic Association held its annual convention May 3 and 4, 1968 at the Howard Johnson Motor Lodge in Monroe, Michigan.

The theme of this year's convention was centered around the neurological and mechanical components of vertebral subluxation.

Together at this convention were chiropractic educators from throughout the profession who have spent considerable energy on one or both aspects of this theme.

The following was the N.U.C.C.A. program: Dr. Ralph Gregory, "N.U.C.C.A. Research Notes"; Dr. J. Joseph Allen, author, lecturer and researcher, spoke on X-Ray technique and interpretation. Dr. Carl Cleveland, Jr. "Experimental Research"; Mr. Gilpatrick, "Physical Fitness"; Dr. George Coder, "N.U.C.C.A. Programs and Aims for the Future."

1968 (Sept): **Chirogram** [35(9)] includes:

-"X-ray motion pictures demonstrate mobility in space" (p. 250):

X-ray motion picture (Cineroentgenology) studies, conducted by the Department of Research of the American Chiropractic Association (ACA), have shown as much as one-third reduction of spinal movement in simulated gravity-less space environment.

The study prepared by Dr. Henry G. Higley, Director of Research and Statistics of the ACA and Research Director of the Los Angeles College of Chiropractic, summarized the work of Dr. Thomas Goodrich, Project Director of the ACA Cineroentgenology Laboratories and Chairman of the Department of Roentgenology at the Lincoln Chiropractic College.

Dr. Higley stated that the x-ray motion pictures included a pioneer study of 200 men and women of varying ages. Spinal movements forward, backward, and sideways were consistently reduced one-third in the horizontal position when compared to the standing position.

"Gravity aids man in some of his movements in the upright position, but in the horizontal position the lack of gravitational pull reduces the range of motion of the spine of the astronaut," Dr. Higley stated. "Assigned tasks of the astronaut should therefore be modified or designed to fit the spinal mobility capabilities while in space."

"Since the potential of spinal movement of the astronaut still exists, it may be possible," according to the Higley report, "to train and develop spinal movements in space by continued training in gravity-less environments."

The full report, which involves approximately 100 pages of charts, graphs, x-rays, and photographs, is being made available to the National Aeronautics and Space Administration (NASA). The specially designed x-ray motion picture equipment was manufactured by the Picker Laboratories for the ACA Cineroentgenology Laboratories, at the Lincoln Chiropractic College which has pioneered x-ray motion picture studies. During the filming of the project, the x-ray movies are viewed by faculty members and externs on closed circuit television monitors, as well as being recorded on videotape.

1968 (Nov): **Chirogram** [35(11)] includes:

-"Roentgenologists at L.A.C.C." (p. 309):

The American College of Chiropractic Roentgenologists met in Los Angeles at the Los Angeles College of Chiropractic in Glendale, California on November 1st, 2nd and 3rd, 1968, and was hosted by

Dr. Nilson Santos, Chairman of the Roentgenology Department, Los Angeles College of Chiropractic.

This was an educational workshop that consisted of lectures by Dr. Henry G. Higley, Director of Research, American Chiropractic Association, Dr. Donald Hariman, Dr. Thomas Goodrich and Dr. Joseph Howe, Diplomats in Roentgenology. The Chairman of these meetings was Dr. Douglas Ray, President of the American College of Chiropractic Roentgenologists.

The participating doctors were diplomats in Roentgenology from every part of the United States.

1968 (Dec): **CCA Journal** [25(5)] includes:

-photograph and article by Jay D. Kirby, D.C., entitled "Education" (pp. 1-2) (in my Higley file); includes:



Henry G. Higley, D.C., M.A.; this image appeared on the cover of the *CCA Journal* for December 1968; also depicted was Dr. John R. Glover

Two scientists met on the campus of the Los Angeles College of Chiropractic recently, when Dr. John R. Glover called on Dr. H.G. Higley to discuss current research in cases of low back pain.

Dr. Glover is a Senior Lecturer in Occupational Health at the Welsh National School of Medicine at the University of Wales at Cardiff. Dr. Henry G. Higley is the Director of the Department of Research and Statistics of the American Chiropractic Association, with offices in Glendale, California.

A friendship by correspondence between these two men started many years ago when Dr. Higley read an article by Dr. Glover which was published in **Lancet** May of 1960 entitled "Back Pain and Hyperaesthesia" and Dr. Glover read the monograph the "Intervertebral Disc Syndrome" by Dr. Higley published also in 1960.

In his article, Dr. Glover describes a syndrome of back pain comprising a skin hyperaesthesia associated with a tender spot, a dull ache, and a limitation of spinal movement due to pain. One hundred cases of this syndrome were studied in detail; in 86 of them 132 areas of hyperaesthesia were found, and these areas followed the sclerotomes rather than the dermatomes. After one successful manipulation, the syndrome usually disappeared with a few minutes.

The hyperaesthesia is thought to be skin component of pain arising in deep mesodermal structures. The syndrome may be due to nipping of the interarticular facts of the sacroiliac joint, or to tension of a joint ligament. In either case, the author reports that manipulation restores the normal function of the joints.

In a more recent article published in the Proceedings of the Royal Society of Medicine in 1966 entitled, "A Clinical Trial of Rotational Manipulation of the Spine in Back Pain Cases Occurring in a Factory," Dr. Glover describes a study that he is conducting at the Westinghouse Brake and Signal Company, Limited Cippenha,

Wiltshire, and has been designed for all cases of back pain occurring among the 4,500 employees. The aim of the study is to determine the quantitative changes in pain, hyperaesthesia, and tenderness following rotational manipulation of the lumbar spine. An instrument adopted from Sir Henry Head's Algometer is used to measure the amount of load to be applied by a 1 cm diameter spherical nylon head to elicit tenderness. The readings are in kilograms.

In May, 1968, Dr. Glover informed Dr. Higley that he would be coming to the United States and that late in October he would be lecturing at the University of California at Berkeley and indicated his interest in the subject of research into the location and causes of back pain and in visiting the research center for the American Chiropractic Association.

Dr. Glover was on the campus of the Los Angeles College of Chiropractic for three hours on October 14, 1968, at which time Dr. Glover and Dr. Higley exchanged research notes which included the new program to be conducted in England and the studies on the mechanics of the lumbar spine which were recently completed and are now in manuscript form ready for publication. This manuscript reports the results of four years of study of 200 cases with the use of the cinerentgenography facilities at Lincoln Chiropractic College.

Dr. Higley stated, "I was delighted to meet Dr. Glover in person and we certainly will continue our transoceanic consultations. We agreed to keep each other informed of the progress of our work for better coordination of effort and to avoid duplication."

1969: Nilson Santos, D.C. and radiology residents at LACC (Aesculapian, 1969):



1970 (Feb): **Chirogram** [37(2)] includes:

-cover is **photo** of **Wolf Adler** DO, DC, ND, LLB; editorial notes (p. 6):

Dr. **Adler** was born February 19, 1899 in New York City. He attended City College of New York for two years, and then went to **Philadelphia School of Osteopathy** where he earned his DO degree.

His chiropractic training was at the **New York College of Chiropractic**, where he earned his DC degree, and later a PhC. Even then, he was not content, and earned the ND degree from the **American School of Naturopathy**. He also holds a Bachelor of Science, and a LLB from the American University.

Dr. **Adler** discovered his great love for teaching quite early in life. His classroom career has taken to the School of Philosophy in New York where he taught Academic Philosophy and to New York's School of Modern Art. Incidentally, he is famous as an anatomic illustrator, and uses his talent in teaching anatomy.

He has taught a wide range of subjects in chiropractic schools, including physiology, gross anatomy, dissection, pathology, technic, **x-ray**, diagnosis, bacteriology and public health.

He has taught in the **New York College of Chiropractic**, the **American School of Chiropractic and Naturopathy**, The **School of Drugless Physicians**, the **Southern California College of Chiropractic** (where he served as Dean), the **Cleveland College of**

Chiropractic at Los Angeles, and for the past many years at the **Los Angeles College of Chiropractic**.

He is an author of note, his articles having appeared in "Psychology Magazine," "The Thinker" and in various chiropractic and medical journals...

1970 (Sept/Oct): **Digest of Chiropractic Economics** [13(2)] includes:

-Joseph W. Howe, D.C. authors "Some considerations in spinal xray interpretation" (pp. Supplement B-D)



Nilson A. Santos, D.C. (LACC Registrar's collection)

1971 (Jan/Feb): **Digest of Chiropractic Economics** [13(4)] includes:

-D.B. Mears, D.C., Ph.C. of St. Albans VT authors "X-ray" (pp. 37-8)

1971 (May/June): **Digest of Chiropractic Economics** [13(6)] includes:

-Douglas B. Cox, D.C. of Mt. Horeb WI authors "Gonstead chiropractic concepts: 14x36 A-P and lateral x-rays" (p. Supplement A)

1971 (July/Aug): **DCE** [14(1)] includes:

-Joseph W. Howe, D.C. authors letter to the editor in rebuttal to that of Douglas Cox, D.C.'s article about Gonstead x-rays (p. 4)

1971 (Sept/Oct): **Digest of Chiropractic Economics** [14(2)] includes:

-Burl S. Pettibon, D.C. authors "A basis for chiropractic x-ray procedure" (pp. 16-7)

1971 (Nov/Dec): **Digest of Chiropractic Economics** [14(3)] includes:

-"College news: Naitonal College of Chiropractic" (pp. 61-2); includes:

The National College has now become the home and repository for the Alumni and the records of the following institutions: Lincoln Chiropractic College and its affiliated colleges, namely, the Universal College of Chiropractic, and the International College of Chiropractic; the Chiropractic Institute of New York and its predecessor college, namely, the Eastern Chiropractic College; the New York College of Chiropractic, and the Standard College of Chiropractic; the University of Natural Healing Arts; the Metropolitan College of Chiropractic; the Detroit College of

Chiropractic; and the O'Neil-Ross College of Chiropractic. Every graduate of every one of these institutions is apriority of importance to us of the college. Every individual, every former president and dean and faculty member define a significance and merit honor and credit. Today we are one family, one strength, one determination, and one dedication.

The untimely death of Dr. Earl A. Rich forced discontinuation of the studies, investigation and research that he had begun in the field of Cinemaradiographic visualization of the normal and abnormal dynamics of spinal and pelvic mechanics.

It has been estimated by the Picker X-ray Company that it will cost a minimum of \$35,000 to completely renovate, and update the unit, bringing it up to current specifications and electronic efficiency.

The personnel of the college X-ray Department plans to establish and organize on campus, the Earl A. Rich Cinemaradiographic Laboratory and already thoughts have been directed to the programming of investigations that relate to the following clinical disciplines:...

1972 (Jan/Feb): **Digest of Chiropractic Economics** [14(4)] includes:

-R.A. Leverone, D.C. of St. Petersburg FL authors "Practical cervical radiography" (pp. 10-2, 17)

-D.B. Mears, D.C., Ph.C. authors "Analysis of lateral cervical x-ray" (pp. 36-7)

1972 (Mar/Apr): **Digest of Chiropractic Economics** [14(5)] includes:

-R.A. Leverone, D.C. of St. Petersburg FL authors "Flexion-extension cervical radiographs" (pp. 16-8)

-D.B. Mears, D.C., Ph.C. authors "Adjustment of subluxations as analyzed on lateral cervical x-rays" (pp. 52-4); many **photos** and diagrams

1972 (May/June): **Digest of Chiropractic Economics** [14(6)] includes:

-R.A. Leverone, D.C. authors "The A-P open mouth and lower cervical views" (pp. 28-30)

1972 (July/Aug): **Digest of Chiropractic Economics** [15(1)] includes:

-R.A. Leverone, D.C. of St. Petersburg FL authors "The oblique cervical radiograph" (pp. 36-8)

1972 (Sept/Oct): **Digest of Chiropractic Economics** [15(2)] includes:

-Joseph Howe, D.C. authors "Evaluation of the chiroprax x-ray unit" (pp. 20-1)

1972 (Nov/Dec): **Digest of Chiropractic Economics** [15(3)] includes:

-R.A. Leverone, D.C. authors "Radiography of the cervical articular pillars" (pp. 52-4)

1973 (Jan/Feb): **Digest of Chiropractic Economics** [15(4)] includes:

-R.A. Leverone, D.C. of St. Petersburg FL authors "Recommendations and guidelines for puchase and installation of radiographic equipment" (pp. 34, 37)

-R.O. Masters, D.C. of Mason City IA authors "Gonadal shielding" (pp. 52-3)

1973 (Mar/Apr): **Digest of Chiropractic Economics** [15(5)] includes:

-Stephen A. Maskall, D.C., president of C.C.C.R. – B.C. Division, at Grand Forks, British Columbia, authors "Concerning the over-radiation of the patient" (p. 27)

-R.A. Leverone, D.C. authors "Radiography of the shoulder with localization of the calcium infiltration" (pp. 76-8)

1973 (Aug): **Chirogram** [40(8)] includes:

-photo of Carol Port Kaplan DC, **Roentgenology** resident and Nilson A. Santos DC, chairman of **LACC** Department of **Roentgenology** (cover)

1973 (Sept/Oct): **Digest of Chiropractic Economics** [16(2)] includes:

-full-page ad for "Erhardt chiropractic x-ray workshop" (p. 39); includes photograph of Russell Erhardt, D.C., D.A.C.B.R.:



1973 (Dec): **New England Journal of Chiropractic** [7(4)] includes:

-"North Carolina Governor names Dr. Eagles" (p. 34); photograph:



Dr. Faye B. Eagles, Rocky Mount chiropractor, has been appointed by Gov. Jim Holshouser to serve on the State Commission for Health Services.

She was one of five new appointees to the commission for terms expiring May 1, 1977.

The Commission for Health Services was created by the 1973 General Assembly to replace the State Board of Health. A division of the Department of Human Resources, the commission has the power and responsibility to adopt rules and regulations for the state's public health programs.

The commission has 11 members – seven appointed by the Governor and four elected by the North Carolina Medical Society.

Dr. Eagles studied at Lincoln Chiropractic College in Indianapolis, Ind., for two years and at Logan Chiropractic College in St. Louis, Mo., for three years, receiving a Doctor of Chiropractic degree in 1953. She has done graduate study in London and currently is completing a 300-hour post-graduate course in roentgenology at the National Chiropractic College in Lombard, Ill.

She served in 1971-72 as the first woman president of the North Carolina Chiropractic Association and was the first woman to head a chiropractic state association in 20 years. She currently is an

alternate delegate from North Carolina to the American Chiropractic Association House of Delegates.

In September Dr. Eagles was re-elected to the County Executive Committee and was a delegate to the Second District and State GOP Convention. In October she was re-elected to a third 2-year term as vice chairman of the Second N.C. Congressional District Republican Party. She also is a member of the State Central Committee of the Republican Party.

1974 (July/Aug): **Digest of Chiropractic Economics** [17(1)] includes:

-R.A. Leverone, D.C. and James F. Winterstein, D.C. author "Full spine radiography: its method and value" (pp. 26-7, 29-30)

1975 (May): **ICA International Review of Chiropractic** [29(4)] includes:

-Leon R. Coelho, D.C., Ph.C., F.I.C.A. authors "The x-ray forum" (pp. 6, 23); includes photograph of Dr. Coelho:



1975 (May/June): **Digest of Chiropractic Economics** [17(6)] includes:

-James M. Cox, D.C., D.A.C.B.R., president of ACA Council on Roentgenology, authors "X-ray consultants available to the profession" (pp. 44-5); lists DACBRs and residents by state

1976 (July/Aug): of **Digest of Chiropractic Economics** [19(1)] includes:

-full-page ad for x-ray seminar by Russell Erhardt, D.C. (p. 49)

1976 (Sept/Oct): **Digest of Chiropractic Economics** [19(2)] includes:

-"Dr. Parker presented clock" (p. 6); includes photograph of Russell Erhardt, D.C. and James W. Parker, D.C.:



- Raymond N. Conley, D.C., Lawrence C. Pyzik, D.C., David B. Taylor, D.C. & Terry R. Yochum, D.C. authors "Chiropractic and the roentgenologist – what's gone wrong?" (p. 33)
- R.S. Stowe, B.S., D.C., L.L. Lavoy, D.C. & N.A. Frigerio, M.D., Ph.D. author "Measurement of bone torsion in vivo via biostereontgenography" (pp. 34-7)
- "An observation by Dr. Joseph Janse, National College of Chiropractic" (p. 37); this is a commentary on Stowe et al.'s article

1977 (Jan): **ACA Journal** [14(1)] includes:

- James F. Ransom DC authors "Portrait of a pioneer – Dr. Leo E. Wunsch, Sr." (p. 16); includes **photo** of Dr. Wunsch
- "In memoriam" (p. 50) includes:
Dr. E.A. Thompson, 85, Catonsville, Maryland...
Dr. John H. Stoke, Roanoke, Virginia...

1977 (Jan/Feb): **Digest of Chiropractic Economics** [19(4)] includes:

- Amedeo J. Vampa, D.C. of Los Angeles, former radiology instructor at LACC, authors "An open letter regarding chiropractic radiology" (pp. 14-5), which is response to earlier article by Conley, Pyzik, Taylor & Yochum

1977 (Mar/Apr): **Digest of Chiropractic Economics** [19(5)] includes:

- "College news: National College of Chiropractic" (pp. 81-2); includes photograph & caption:



Dr. Edward L. Maurer, president of the Council on Chiropractic Roentgenology presents Award to Dr. James M. Cox, former president of the council.

1977 (June): **ACA Journal of Chiropractic** [14(6)] includes:

- full page ad for "Full Spine Compensating Filter by Sportelli/Winterstein" (p. 22)

1977 (July/Aug): **Digest of Chiropractic Economics** [20(1)] includes:

- full-page ad for "Full spine compensating filter by Sportelli/Winterstein" (p. 48)
- Donald G. Hariman, B.S., D.C. authors book review of **Chiropractic Spinography: a Manual of Technology & Interpretation** by Roy W. Hildebrandt, D.C. (p. 54); reprinted from North Dakota Chiropractic Association Bulletin

1978 (Mar/Apr): **Digest of Chiropractic Economics** [20(5)] includes:


- "Diagnostic x-ray bill signed into law in N.J." (p. 4)
- Michael Buehler, D.C., D.A.C.B.R. and Larry Dodd, D.C. of National College author "The radiographic depiction of Hodgkins disease of bone" (pp. 27-8, 30-1)

1978 (May/June): **LACC News & Alumni Report** [1(9)] includes:

- AJ Vampa DC, former head of X-ray at LACC, re-appointed to CA BCE
- "Joseph Howe DC DACBR named to head x-ray department" (p. 8), 1952 PSC grad has been chair of radiology at National

1978 (July/Aug): **Digest of Chiropractic Economics** [21(1)] includes:

- "Bureau of Radiological Health requests comments on radiation protection" (pp. 6-7)
- James M. Cox, D.C., D.A.C.B.R. authors "The lumbar disc syndrome: a chiropractic evaluation – Part II" (pp. 21-4); includes list of "Previous articles by James Cox, D.C."; three **photos** of specialized table
- Michael T. Buehler, B.A., D.C., D.A.C.B.R. of National College authors "The application of radiographic stereoplotting to the study of the spine" (pp. 28-30, 32); includes photograph of Dr. Buehler:



- full-page ad for Russell Erhardt, D.C.'s x-ray workshops; includes photograph of Dr. Erhardt:



1978 (Sept/Oct): **Digest of Chiropractic Economics** [21(2)] includes:

- "Committee on x-ray standards established" (p. B); includes **photo** of Bob Wagner and Edward Maurer, D.C.
- Evon Barvinchack, D.C. of Greencastle PA authors "Radiography of the temporomandibular joint" (pp. 10-11)

1978: **Joseph Howe** DACBR becomes chairman, department of **radiology** at **LACC** (Dzaman et al., 1980)

1987 (Nov): **ACA Journal of Chiropractic** [24(11)] includes:

-Stephen M. Foreman, D.C., D.A.B.C.O. and Arthur C. Croft, D.C., M.S., D.A.B.C.O. author "MR and CT imaging of the cervical spine after trauma: an algorithm" (pp. 65-8)

1990 (Aug 1): **The Tower** ("The Voice of Logan College") [Commemorative Issue] includes:

-"Dr. Bert Hanicke" (p. 8); photograph & text includes:




...The 1950 graduate began his studies at Logan immediately following high school. Dr. Hanicke had been involved in sports and was very interested in natural approaches to health...

After graduating, Dr. Hanicke compelled a tour of duty during the Korean conflict. His responsibilities included teaching X-ray procedures and osteology to X-ray technicians...

1991 (June): **ACA Journal of Chiropractic** [28(6)] includes:

-"Los Angeles College of Chiropractic: Radiology fellowship established" (pp. 88-9); includes photograph of Joseph W. Howe, D.C., D.A.C.B.R.:



1994 (June): **ACA Journal of Chiropractic** [31(6)] includes:

-John A.M. Taylor, D.C., D.A.C.B.R. and Terry R. Yochum, D.C., D.A.C.B.R. author "Joseph W. Howe: a pioneer in the evolution of chiropractic radiology" (pp. 63-6); includes a photo of Dr. & Mrs. Mary DeLores Howe

1995 (Dec): **Journal of the ACA** [32(12)] includes:

-Edward L. Maurer, D.C., D.A.C.B.R., F.C.C.R., F.I.C.C. authors "A grand coincidence" (pp. 59-60)

-"Federal panel cites 'Legacy of distrust' from radiation research in the cold war era" (pp. 61-3)

2001 (July 24): e-mail from Don G. Hariman, D.C. (DGHariman@aol.com):

When George Hariman began his chiropractic career the healing professions were in a state of flux in the United States. The Flexner Report on medical education had just shown that the standards of medical school education was deplorable and that the licensure was not standardized. There were many healers and healing strategems available from the magnetic healers to the various forms of manipulators and homeopathic vs. allopathic medical controversy. Anything seemed possible and even the practitioners were uncertain of what practice would evolve into.

Chiropractic, of course, was at that time, divided and defined in two camps. D.D. Palmer and his son, B.J. Palmer of Iowa on the one side with their adherents as well as the people like Harper, Harring, Drain, Logan et al who had left Palmer and would eventually start their own schools defined the very conservative but radical wing of the profession and espoused the "one cause- one cure theorem" as it evolved. On the other extreme was W.C. Schulze, a medical physician who was leader of the National College of Chiropractic in Chicago. This was a school more in the tradition of a medical faculty with connections to Cook County Hospital, lecturers of some note and featured basic science education including dissection. These were dubbed the "mixers". There was a high degree of concern for diagnosis in its day and the school remained a leader in scientific introspection and investigation within the profession.

When George Hariman began practice, he had the adjuncts of physiotherapy which included long wave diathermy (a dangerous but effective heat source for therapy) contractile currents for muscular reeducation (called a sine wave because of the multiplicity of currents available which basically showed the sine curve made by the McIntosh Company) heat lamps and a rudimentary adjusting table made by the Zenith Company. The x-ray was the open wire type with available factors of about 15 ma and 85 kvp. A far cry from modern equipment and only somewhat better than the original Roentgen lab equipment. There was a hand held fluoroscope which provided as much or more radiation to the operator as the patient and no idea of the dangers of radiation. The largest danger was the high tension exposed cables which occasionally shocked the operator. Long exposures were the rule and film was surprisingly readable but usually motion was present producing a blurring.

When George Hariman became interested in the NCA it was because he was active in the North Dakota Chiropractic Association. Someone "had to" go to the convention in Philadelphia about 1933 or 34 and George volunteered. He became interested in the benefits of a national voice for the profession. Expenses were almost non-existent in those days so it was a personal expense. As the organization evolved, he was a voice for the formation of hospitals and also was known as a level headed doer. Before he was elected to the Executive Board it was a very loose organization which was operating under the aegis mainly of L.M. Rogers of Iowa and Lillard Marshall of Kentucky and Jim, Slocum. In many ways it was to their personal benefit.

Many others were able to "use" the NCA for personal satisfaction and some gain. Emmett Murphy ingratiated himself as a Washington Lobbyist for NCA first by saying that he just wanted to help for no fee. Then he had a subscription list of the profession and finally was hired on staff. He was an adequate person and he served as well as could be expected but his performance was always somewhat less than his promise and he was often the victim of the process in making promises that could not be completed. The incident of the Tolan bill comes to mind. Mr. Tolan was a congressman from California and the chiropractic bill that he introduced in multiple congresses was always in committee but never saw the light of day. Much money was given to the congressman for his efforts or lack of same. Meanwhile Emmett's greatest claim to value was to get tires during

the war for chiropractors from the rationing boards. John Nugent was also an individual who was purported to have an independent income and served as the spokesman and titular head of the education wing of the NCA. He made a wonderful appearance but was not a great planner or thinker. He served us well in his small niche. John Schnick of Ontario was the apparent spokesman for Canada. Since the organization was loose, he was the only member from Canada present and he enjoyed being the debonair bon vivant. Being unmarried he was a great man with the ladies with his manners and air of sophistication. The men were unworried about him since they got the picture that he was a homosexual. I am unaware that he ever contributed much beyond his presence.

George determined that there was a need for a good national journal and he was a leader in the push to buy a printing plant. The plant was in the home town of L.M. Rogers and George was one of several who gave the money to the NCA as a "loan" to buy the plant. To my knowledge, he was never repaid this loan and he chalked it up to professional needs.

Several men who served on the Executive Board with George were good friends beginning with C.O. Watkins of Montana who was an early mentor. These included Schwietert of South Dakota, Wheaton of Connecticut, Goodfellow of California and to a lesser extent Cregar of California

George was also involved with the school people and when he gave money for the founding of the FCER he began to take an interest in schools since they were the main beneficiaries. While he was enamored by W.A. Budden, he lost some of the enthusiasm when his son went to Western States College and was less than impressed. Janse of National College was always well received and George made a contribution and served on the building board for the new campus of his alma mater. He had respect for Leo Spears and worked with him as best he could to promote other hospitals but they remained almost exclusive as hospital builders.

George was always looking for ways for accommodation between the mixers and the straights, especially at the higher levels. While he disdained B.J. Palmer, He had high regard for David Palmer. He wanted to include Logan and Harper and was very pleased when Lincoln College and Jim Drain became allied with NCA. His experience with coexistence was colored by the efforts which had been so successful in North Dakota. He felt we needed to make strong united statements in order to survive. (personal note: he would be, as I am, dismayed with the cacaphony which persists as to what is the place of chiropractic in the healing arts.)

He served two terms on the Board of Governors or Executive Director and against advice he ran for a third term and was defeated. He could have been elected President but he couldn't see that this was the office he should take. He continued to be a delegate to the ACA for many years after this and he worked tirelessly in North Dakota as a lobbyist for the association during turbulent times.

During this time the NCA continued its concern with scientific investigation. Considerable effort was placed on the use of full spine radiography as an investigative medium and positioning was much talked about by pioneers such as Vladoff, Logan and others as well as diagnosis by Wunsch, Giammarino, Rich, Janse and others. In addition they funded the work of Fred Illi in Switzerland investigating the sacroiliac region and pelvis for mechanical problems and function. Its successor, the ACA carried on the Councils of Radiology and Hospitals and Education and expanded them into specialty programs in Orthopedics, Radiology and others attesting to the continued interest in excellence in therapeutic approach

He was very effective at the endeavors he undertook because he always gave it all he had. He was willing to back his enthusiasm with his purse regardless of the condition of the purse and while he did not take criticism or defeat lightly, he never held a grudge. He asked for no medals and generally received none. But he was highly regarded and knew it and that was enough.

2002 (May 14): e-mail from Jim Winterstein DACBR (jwinterstein@nuhs.edu):

Thanks Joe.

Another bit of trivia - I was the first radiology resident (in an ABCR approved residency) to have the GI Bill pay for the residency. At the time I was at National, many veterans had gone through the DC program on the GI Bill, but there had been no residency program prior to that at National (there was one at Lincoln and another at LACC) that was approved by the ABCR for purposes of writing the diplomate exam in radiology. Like Lincoln and LACC, National had a program and had one person in it but it still required the so-called resident to take the weekend course before sitting for the exam. The residency program submitted in 1966 by Leonard Richie (National's roentgenologist) was finally approved at a meeting in Indianapolis and Don Tomkins, Charles Tasharski and I were the first residents to be a part of this program which encompassed no fewer than 4400 hours of post-professional study. In 1970, Don and I wrote the diplomate board along with three of the residents from Lincoln and LACC, who had taken the weekend course. Our examiners included Leo Wunch, Joe Howe, Douglas Ray, Mike Giammarino, Don Hariman and Earl Swallen. Don and I passed and became the first completely residency trained diplomates of the American Chiropractic Board of Radiology on June 1, 1970.

Charles Tasharski never wrote the board and Don unfortunately died in 1980 of leukemia. Following our success at the board, Don and I were made co-chairs of radiology, and in 1971 when Don left National to go to the Ortman Clinic to establish their first radiology center, I became the chair of radiology. My first residents included Adolph Bucher from Switzerland who dropped out, Leo Kelzo who did not complete the program, Terry Yochum, David Taylor (who never took the board) Larry Pizek, who is a diplomate, and Ray Conley who is a diplomate. Reed Phillips began his residency when I was still in the department, but had relinquished the chair to Joe Howe since I was then in full time practice (sometime in 1972). I finished my first stint at National on November 1 of 1973 and moved to Florida to practice.

Actually a long way of telling you that I think I was the first chiropractic resident to receive G I Bill money for a residency program.

Jim

2002 (May 30): e-mail from Jim Winterstein DACBR (jwinterstein@nuhs.edu):

Dear Joe,

Congratulations on the contract with George. Should be an interesting opportunity. I do not know a lot about Logan. When I became active in the profession, Coggins was president - I did get to know him a little. Later, of course, I became quite friendly with Bea Hagen and, in fact had her as a commencement speaker here at National, and if memory serves me correctly, we gave her an honorary degree. I read Hugh Logan's book on spinographic analysis in 1966 - he was one of the early ones who understood the geometric effects of using a cone shaped, three dimensional beam (x-ray) and passing it through a 3 dimensional person and recording the resulting image on a two dimensional film. There are many hazards there with respect to what the final image looks like and he had a quite good understanding of that. I liked his book.

Jim

P.S. I have only one basic science certificate - from South Dakota. Illinois was a reciprocated license as was Florida along with the National Boards Part I and II. I will make a digital copy of the SD certificate and send it to you.

Best wishes, Jim

2003 (May): *JACA* [40(5)] includes:

-Carol Marleigh Kline, JACA managing editor, authors "In remembrance of Dr. Edward L. Maurer" (p. 6); includes photograph:



Edward L. Maurer, DC, DACBR, died unexpectedly at his home in Kalamazoo, Michigan, on March 27, 2003. Dr. Maurer was a giant among his contemporaries, and a man of unquestioned integrity. His friend and colleague for 30 years, Kerwin Winkler, DC, commented on the loss that Dr. Maurer's passing represents, saying, "Nobody brought to the table the depth and breadth of his knowledge and wisdom." Dr. Winkler praised, as well, Dr. Maurer's "unwavering loyalty and service to the American Chiropractic Association."

Dr. Maurer graduated from Lincoln Chiropractic College in 1961, and was board certified in radiology. From 1973, he served on the post-graduate faculty in radiology for the National University of Health Sciences in Lombard, IL. He served as Michigan's ACA delegate from 1980 to 1991. In 1983, Dr. Maurer was named Chiropractor of the Year by the Michigan State Chiropractic Association, and received its legislative leadership award in 1987. He held various elected positions in the American Chiropractic College of Radiology and on the ACA's Council on Diagnostic Imaging. He served for seven years on the ACA Board of Governors, first as Governor of ACA's District #2 – which includes Michigan, Illinois, Iowa, Wisconsin, and Canada. In 1997, he was elected Chairman of the Board of Governors, a position he held until 1999, also serving as a member of the ACA Executive Committee.

That same year, Dr. Maurer was named as Chairman of the new *Journal of the American Chiropractic Association (JACA)* Editorial Review Committee, a position he stamped uniquely with his far-reaching vision and immense energy until his death. The committee became the *JACA* Editorial Board in 2002, in recognition of the quality and quantity of effort provided under his leadership to assure that ACA publication standards never faltered. He was also Editor-in-Chief of ACA Press, the publishing arm of the ACA. In 2001, Dr. Maurer was named ACA Chiropractor of the Year. He was recognized at the 2003 National Chiropractic Legislative Conference with one of the association's highest honors – the Chairman's Award – for his many contributions to the ACA and to the profession.

Dr. Maurer poured his considerable energies into those projects that, in his belief, would benefit the future of chiropractic. As its fundraising chairman, Dr. Maurer became one of the driving forces behind the creation of the Florida State University College of Chiropractic. He also embarked on a collaborative effort with participating health care organizations in the U.S. Bone & Joint Decade. Dr. Maurer volunteered to represent ACA in the Decade's effort to educate the public about diseases of the bones and joints during the final two years of his life, a responsibility that he carried out in his typical manner – with vigor and a wealth of fresh ideas. Dr. Maurer wrote two textbooks, contributed several chapters to others, and published numerous articles in scientific and trade journals.

Dr. Maurer practiced at the Kalamazoo Chiropractic Center with Valdis Muizznieks, DC. He is survived by a son, Lance, who is studying to become a doctor of chiropractic at Logan College of

Chiropractic, and a daughter, Terry, who is married and has two children.

VISIT TO Cleveland/LA, 8/12-8/14/90

-Carl Cleveland Jr. says TF Rattledge, D.C. had no x-ray equipment at time of purchase of Rattledge College, i.e., 1951-55 (but Dr. Ted L. Shrader insists he learned and used x-ray at Rattledge College in late 1930s)


Notes from Keating (1992; Chapter 4):



Fred W. Illi, D.C.

Chiropractors were early and eager developers of x-ray equipment and technique. BJ Palmer had introduced an early **roentgenographic** device at the PSC by 1910-1911. **Spinography**, as BJ called it, was seen as a method "to verify or deny palpation findings and to verify or deny proof of the existence of vertebral subluxations (Cantebury & Krakos, 1986). The PSC offered a **spinography** elective course in 1910 or 1911, which became a required subject at the "Fountainhead" in 1924. Early Palmer faculty radiologists taught and practiced diagnostic as well as spinal analytic procedures, and included dental views, contrast techniques and fluoroscopy in their repertoire (Cantebury & Krakos, 1986). By the early 1920s faculty at the PSC's rival, the Universal Chiropractic College, were experimenting with the first weight-bearing views of the spine and pelvis. This is ironic, since the Palmer/Loban split came over PSC's introduction of x-ray....

Carver's theories also gave impetus to the basic anatomic studies of the pelvis conducted during the 1940s by Fred Illi, D.C. of Switzerland and Joseph Janse, D.C., long-time president of the National College of Chiropractic. Illi was the first person to demonstrate (Ill, 1951), by means of **cineroentgenography**, the motion of the sacro-iliac joints (Rosenthal, 1981). Baker (1985) credits Illi with a three-pronged approach to study of the pelvis: motion x-ray investigations, model-building and human dissection. The life-long work of this Swiss chiropractor provides a model for clinically relevant basic science investigations in chiropractic.



Joseph J. Janse, D.D.T., D.C.

Also noteworthy for early research efforts in cinerentgenography are studies by Earl Rich, D.C. at the Lincoln College in Indianapolis during the 1960s. Rich collaborated with the Picker **X-ray** Company to develop special equipment, and attracted several tens of thousands of dollars from FACE (the Foundation for Accredited Chiropractic Education, now the FCER: Foundation for Chiropractic Education & Research) to underwrite his work. When Dr. Rich died in 1967 the project was transferred to Joseph Howe, D.C., D.A.C.B.R., and was funded (\$10,000) jointly by the FCER and the ACA...

The past two decades have witnessed growing attention among investigators to the characteristics of measurement in chiropractic. Exemplary have been a number of studies of the validity and reproducibility of the observation systems used in practice, and of potential value in manipulation research. Much of this effort has been focused on the evaluation of measurement methods already in use by chiropractors, especially palpation (e.g., DeBoer et al., 1985; Herzog et al., 1989; Keating, Bergmann et al., 1990; Nansel, Peneff et al., 1989), relative leg length inequality (DeBoer et al., 1983; Shambaugh et al., 1988; Venn et al., 1983; Youngquist et al., 1989) and **x-ray** analysis (e.g., Haas et al., 1990; Phillips et al., 1990). However, several novel assessment procedures have also been quantitatively explored by chiropractors, including contourography (Speijers et al., 1975), **video-fluoroscopy** of cervical spine motion (Antos et al., 1990), para-spinal tissue-compliance (Jansen et al. 1990), electronic recording of reflex phenomena (Humphreys et al., 1989) and para-spinal electro-myography during full lumbar flexion (Triano & Schultz, 1987)...

Sourceworks/References

- Antos JC, Robinson GK, Keating JC, Jacobs GE. Interrater reliability of fluoroscopic detection of fixation in the mid-cervical spine. *Chiropractic Technique* 1990 (May); 2(2):53-5
- Baker WJ. A clinical reformation in chiropractic: the research of Dr. Fred Illi. *Chiropractic History* 1985; 5:59-62
- Bolton, Stanley P. X-ray dispossessed – expedience versus standards? *Chiropractic Journal of Australia* 2004 (Mar); 34(1): 23-9
- Cantebury R, Krakos G. Thirteen years after Roentgen: the origins of chiropractic radiology. *Chiropractic History* 1986; 6:24-9
- Carlson DW. Congenital deformities of the spine. *Chirogram* 1963 (June); 30(5):7-24
- Dzaman F, Scheiner S, Schwartz L (Eds.): *Who's Who in Chiropractic, International*. Second Edition. 1980, Who's Who in Chiropractic International Publishing Co., Littleton CO
- Gielow V. *Old dad chiro: a biography of D.D. Palmer, founder of chiropractic*. 1981, Bawden Brothers, Inc. Davenport, Iowa
- Haas M, Nyiendo J, Peterson C, Thiel H, Sellers T, Cassidy JD, Yong-Hing K. Interrater reliability of roentgenological evaluation of the lumbar spine in lateral bending. *Journal of Manipulative & Physiological Therapeutics* 1990 (May); 13(4): 179-89
- Homola S. *Bonesetting, chiropractic and cultism*. 1963, Critique Books, Panama City FL

- Illi FW. *The vertebral column: life-line of the body*. 1951, National College of Chiropractic, Chicago
- Interview with Dr. Paul Smallie**, son Don Smallie, D.C. and wife Margret Lloyd Smallie on 5/31/92 at Dr. Paul's home in Stockton; interviewer is Joe Keating, Ph.D.
- Keating JC. *Toward a philosophy of the science of chiropractic: a primer for clinicians*. Stockton CA: Stockton Foundation for Chiropractic Research, 1992
- Nilsson AV. Progression. *Chirogram* 1975 (Oct); 42(10): 21-2
- Peters RE, Chance MA. Milestones in spinography: an Australian perspective. *Chiropractic Journal of Australia* 1993 (Mar); 23(1): 15-28
- Phillips RB, Howe JW, Bustin G, Mick TJ, Rosenfeld I, Mills T. Stress x-rays and the low back pain patient. *Journal of Manipulative & Physiological Therapeutics* 1990 (Mar/Apr); 13(3):127-33
- Poehner WG. Urges army x-ray backs. *National Chiropractic Journal* 1942 (Oct); 11(10): 22-
- Rosenthal MJ. The structural approach to chiropractic: from Willard Carver to present practice. *Chiropractic History* 1981; 1:25-8
- Schools of chiropractic and of naturopathy in the United States. *Journal of the American Medical Association* 1928 (May 26); 90(21): 1733-8
- Young, Kenneth J. Warren L. Sausser: influence unrecognized. *Chiropractic History* 1997 (June); 17(1): 75-83
- Young, Kenneth J. Appa Anderson, D.C., N.D., D.A.C.B.R.; the first female chiropractic radiologist. *Chiropractic History* 2001 (Summer); 21(1): 33-9

Interesting Facts Concerning Cleveland Chiropractic College* Kansas City, MO.

OUR STANDARD

The profession generally is united on what constitutes the correct standard. The majority of States have enacted laws requiring a three-year course of six months each training. The better schools have an understanding that such period of time should include 4,000 hours (30-minute hours) of class work. this school exceeds that mark.

OUR CURRICULUM includes the study of Anatomy and dissection, Physiology, Symptomatology, and Pathology, Histology, Chiropractic Orthopedy, Chiropractic Philosophy and Principles, Hygiene, Pediatrics, Gynecology, Obstetrics, First Aid and Minor Surgery, Palpation and Nerve Tracing, Adjusting Drills and Clinics, Ethics and Jurisprudence, **X-Ray and Spinography**. Instruction is given in the proper use of certain proven mechanical appliances such as the sphygmomanometer, stethoscope, clinical thermometer and other instruments used in the making of a better Chiropractic Analysis.

We believe that it is within the Chiropractor's field to use the above methods to gain information concerning their case. We further believe and advise that the Chiropractor handle only those conditions which yield to spinal adjustment, and send medical and surgical cases to physicians and surgeons who are best qualified to handle them. **CHIROPRACTIC IS NOT, AND IS NOT RECOGNIZED AS GENERAL PRACTICE.** We are Chiropractors, not Physicians. As medical textbooks omit Chiropractic, we use Chiropractic textbooks, as the basis for our instruction.

OUR METHOD OF ADJUSTING: While emphasis is placed on the Palmer Method as it is considered standard and so universally used, we teach Thumb Moves of various kinds, Rotaries, Breaks, Knuckle Moves, etc.; also various Holds, Contacts and Postures. Any move with a specific application is meritorious.

THE FACULTY pictured above, together with a corps of Special Lecturers, assure Cleveland College Students the best in Chiropractic. Our Faculty are Straight chiropractors, the majority of whom are graduates of the Palmer School and have the additional advantage of eight to ten years of actual Field Experience.

Remember Our Latch String Is Hanging on the Outside. Every day is Visiting Day and you are cordially invited to make this day, your day.

*Advertising brochure published by CCC/KC circa 1924

From: Keating JC. *Toward a philosophy of the science of chiropractic: a primer for clinicians*. Stockton CA: Stockton Foundation for Chiropractic Research, 1992, p. 62



Carl S. Cleveland, Jr., D.C., circa 1956. Dr. Cleveland is the grandson of Sylva L. Ashworth, D.C., a founder of the National Chiropractic Association and the Foundation for Chiropractic Education & Research. He earned his Bachelor of Science in physiology from the University of Nebraska in 1938 and his Doctor of Chiropractic from Cleveland Chiropractic College in Kansas City, Missouri in 1942. The Cleveland College, founded by his parents, Carl Sr. and Ruth Cleveland in 1922, has been Carl Jr.'s life focus. After serving as Dean and President of the Kansas City school and later the Cleveland Chiropractic College of Los Angeles, he was recently appointed Chancellor of the Cleveland Colleges. Dr. Cleveland has served in various executive capacities in the International Chiropractors' Association and the Council on Chiropractic Education. He has been a proponent of the static model of spinal subluxation. His investigations have included and experimental model of subluxation in animals and studies of **plain film distortions**.